

THE UNIVERSITY OF TENNESSEE AT MARTIN
SOFTBALL



2011 UT Martin Skyhawk Softball



1 Jenny Bain SS
Jr. Hendersonville, Tenn.



3 Jordan Garrett 2B
Sr. Clovis, N.M.



4 Morgan Lewis P
Fr. Indianapolis, Ind.



5 Megan Latimer OF
Sr. Humboldt, Tenn.



6 Stephanie Nidiffer Util.
Fr. Joelton, Tenn.



7 Megan Chesney 3B
Fr. Murfreesboro, Tenn.



8 Kate Vanderham P
Sr. Brooksville, Fla.



9 Kayla Wade OF
Fr. Swansea, Ill.



11 Kristen Lacky OF
Fr. Savannah, Tenn.



12 Morgan Harrell C
Fr. Calvert City, Ky.



13 Chelsea Jones P
Jr. Tullahoma, Tenn.



14 Alexa Alfaro Util.
Fr. Bolingbrook, Ill.



15 Becca Williams 2B
So. Murfreesboro, Tenn.



17 Alana Kramer Util.
Jr. Jackson, Tenn.



22 Leah Taylor 2B
So. Brownsville, Tenn.



23 Lydia Biggerstaff 1B
Fr. Nashville, Tenn.



24 Chelsea Cary 1B
Sr. Erin, Tenn.



27 Laurie Lindow C
Sr. San Diego, Calif.



33 Amanda Brandenburg OF
Fr. Camden, Tenn.



44 Erica Duke C
Jr. Manchester, Tenn.

2011 UT MARTIN SKYHAWK SOFTBALL



Credits

The 2011 UT Martin Softball Media Guide is produced by The University of Tennessee at Martin Sports Information office, a division of The University of Tennessee at Martin Athletic Department. Cover artwork by Chris Luttig of BlandAid Graphic Design. Photography provided by Trevor Ruszkowski of the UT Martin office of University Relations and special contributions from Jenny Canary and Vikki Williams.

The University of Tennessee at Martin does not discriminate on the basis of race, sex, color, religion, national origin, age, disability or veteran status in provision of educational opportunities or employment opportunities and benefits. UT Martin does not discriminate on the basis of sex or disability in the education programs and activities which it operates, pursuant to requirements of Title VI of the Civil Rights Act of 1964 as codified in 42 U.S.C. 2000D; Title IX of the Educational Amendments of 1972, Public Law 92-318; Section 504 of the Rehabilitation Act of 1973, Public Law 93-112; the Americans with Disabilities Act of 1990, Public Law 101-336; and the Age Discrimination in Employment Act. This policy extends to both employment by and admission to the university. Inquiries concerning Title VI, Title IX, Section 504, the Americans with Disabilities Act, and the Age Discrimination in Employment Act should be directed to the Office of Equity and Diversity, 240 Gooch Hall, UT Martin, Martin, TN 38238-5002, 731-881-7202. Charges of violation of the above policy also should be directed to the Equity and Diversity Officer.

E05-0416-00-013-11

Table of Contents

2011 Season Outlook	3-4
Coaches	5-7
Returning Player Profiles	8-25
Newcomers	26-31
Looking Back at 2010	32-37
Skyhawks of Distinction	38-39
All-Time Roster	40-41
The Record Book	42-64
Opponents	65-72

ROSTER BREAKDOWN

Numerical Roster

<u>No.</u>	<u>Name</u>	<u>Pos.</u>	<u>B/T</u>	<u>Ht.</u>	<u>Yr.</u>	<u>Hometown (Previous School)</u>
1	Jenny Bain	SS	R/R	5-2	Jr.	Hendersonville, Tenn. (Hendersonville)
3	Jordan Garrett	2B/DP	R/R	5-3	Sr.	Clovis, N.M. (Volunteer State CC)
4	Morgan Lewis	P/Utility	R/R	5-8	Fr.	Indianapolis, Ind. (Lutheran)
5	Megan Latimer	OF/Utility	R/R	5-4	Sr.	Humboldt, Tenn. (University School of Jackson)
6	Stephanie Nidiffer	Utility	R/R	5-5	Fr.	Joelton, Tenn. (Goodpasture Christian School)
7	Megan Chesney	3B	R/R	5-7	Fr.	Murfreesboro, Tenn. (Riverdale)
8	Kate Vanderham	P/Utility	R/L	6-1	Sr.	Brooksville, Fla. (Florida CC)
9	Kayla Wade	OF	L/R	5-6	Fr.	Swansea, Ill. (Belleville East)
11	Kristen Lackey	OF	R/R	5-5	Fr.	Savannah, Tenn. (Hardin County)
12	Morgan Harrell	C/Utility	R/R	5-5	Fr.	Calvert City, Ky. (Reidland)
13	Chelsea Jones	P	R/R	5-8	Jr.	Tullahoma, Tenn. (Tullahoma)
14	Alexa Alfaro	Utility	R/R	5-4	Fr.	Bolingbrook, Ill. (Bolingbrook)
15	Becca Williams	2B/Utility	R/R	5-8	So.	Murfreesboro, Tenn. (Siegel)
17	Alana Kramer	Utility	R/R	5-6	Jr.	Jackson, Tenn. (Christian Brothers University)
22	Leah Taylor	2B/OF	R/R	5-9	So.	Brownsville, Tenn. (Tennessee)
23	Lydia Biggerstaff	1B/3B	R/R	5-11	Fr.	Nashville, Tenn. (David Lipscomb)
24	Chelsea Cary	1B	R/R	5-9	Sr.	Erin, Tenn. (Houston County)
27	Laurie Lindow	C	R/R	5-9	Sr.	San Diego, Calif. (Santana)
33	Amanda Brandenburg	P/OF	L/L	5-9	Fr.	Camden, Tenn. (Camden Central)
44	Erica Duke	C	R/R	5-7	Jr.	Manchester, Tenn. (Tullahoma)
	Megan Gray	OF, 2B	R/R	5-7	R-Fr.	Lafayette, Ind. (McCutcheon)

Coaching Staff

Head Coach:	Donley Canary (Tennessee Tech, 1978)
Assistant Coaches:	Sarah Daws (UT Martin, 2005) Daniel Farmer (UT Martin, 2010)
Athletic Trainer:	Katherine Malik (Second Season)

By Batting

Right (19): Alfaro, Bain, Biggerstaff, Cary, Chesney, Duke, Garrett, Gray, Harrell, Jones, Kramer, Lackey, Latimer, Lewis, Lindow, Nidiffer, Taylor, Vanderham, Williams

Left (2): Brandenburg, Wade

By Throwing

Right (19): Alfaro, Bain, Biggerstaff, Cary, Chesney, Duke, Garrett, Gray, Harrell, Jones, Kramer, Lackey, Latimer, Lewis, Lindow, Nidiffer, Taylor, Wade, Williams

Left (2): Brandenburg, Vanderham

By Class

Senior (5): Cary, Garrett, Latimer, Lindow, Vanderham

Junior (4): Bain, Duke, Jones, Kramer

Sophomore (2): Taylor, Williams

Freshman (10): Alfaro, Biggerstaff, Brandenburg, Chesney, Gray, Harrell, Lackey, Lewis, Nidiffer, Wade

Pronunciation Guide

<u>No.</u>	<u>Name</u>	<u>Pronunciation</u>
14	Alexa Alfaro	Alex-a Al-Faro
1	Jenny Bain	Jen-Knee Bay-n
23	Lydia Biggerstaff	Lid-ia Bigg-Er-Staff
33	Amanda Brandenburg	Aman-da Branden-Burg
24	Chelsea Cary	Chel-see Car-ee
7	Megan Chesney	Meg-an Ches-knee
44	Erica Duke	Eric-a Duke
3	Jordan Garrett	Jor-Dan Garr-Ett
	Megan Gray	Meg-an Gray
12	Morgan Harrell	Mor-Gan Ha-Rell
13	Chelsea Jones	Chel-See Jones
17	Alana Kramer	A-Lana Krame-r
11	Kristen Lackey	Krist-en Lack-ee
5	Megan Latimer	Meg-an Lati-mer
4	Morgan Lewis	Mor-gan Lewis
27	Laurie Lindow	Lor-ee Lin-dow
6	Stephanie Nidiffer	Steph-a-Knee Ni-differ
22	Leah Taylor	Lee-ah Taylor
8	Kate Vanderham	Kate Van-Der-Ham
9	Kayla Wade	Kay-la Wade
15	Becca Williams	Bec-ca Williams

ROSTER BREAKDOWN

Returning Starters

<u>Starter</u>	<u>Pos</u>	<u>2010</u>	<u>GP/GS</u>	<u>Avg.</u>	<u>Runs</u>	<u>Hits</u>	<u>RBI</u>	<u>SLG%</u>	<u>FLD%</u>	<u>2010 Season Honors</u>
Jenny Bain	SS	So.	58/58	.330	41	61	45	.573	.941	All-OVC 1st team
Chelsea Cary	Utility	Jr.	58/58	.292	28	50	20	.363	.993	
Jordan Garrett	2B/DP	Jr.	55/54	.303	43	43	29	.577	.935	OVC All-Newcomer
Megan Latimer	OF/Util.	Jr.	24/17	.216	5	8	9	.514	1.000	
Laurie Lindow	Catcher	Sr.	52/49	.287	12	37	39	.543	.987	All OVC 1st team OVC All-Tournament team

Returning Letter Winners

<u>Letter Winner</u>	<u>Pos</u>	<u>2010</u>	<u>GP/GS</u>	<u>Avg.</u>	<u>Runs</u>	<u>Hits</u>	<u>RBI</u>	<u>SLG%</u>	<u>FLD%</u>	<u>2010 Season Honors</u>
Jenny Bain	SS	So.	58/58	.330	41	61	45	.573	.941	All-OVC 1st team
Chelsea Cary	Utility	Jr.	58/58	.292	28	50	20	.363	.993	
Erica Duke	C/3B/OF	So.	10/9	.160	2	4	3	.280	1.000	
Jordan Garrett	2B/DP	Jr.	55/54	.303	43	43	29	.577	.935	OVC All-Newcomer
Megan Latimer	OF/Util.	Jr.	24/17	.216	5	8	9	.514	1.000	
Laurie Lindow	Catcher	Sr.	52/49	.287	12	37	39	.543	.987	All-OVC 1st team OVC All-Tournament Team
Becca Williams	Utility	Fr.	14/4	.316	3	6	1	.684	.923	

<u>Pitcher</u>	<u>Pos</u>	<u>2010</u>	<u>W-L</u>	<u>ERA</u>	<u>App</u>	<u>GS</u>	<u>IP</u>	<u>H</u>	<u>ER</u>	<u>SO</u>	<u>BB</u>	<u>2010 Season Honors</u>
Chelsea Jones	P	So.	5-4	2.86	13	9	44.0	44	18	43	10	
Kate Vanderham	P	Jr.	16-4	1.65	26	16	139.2	111	33	98	30	OVC All-Newcomer

Starters Lost

<u>Starter</u>	<u>Pos</u>	<u>GP/GS</u>	<u>Avg.</u>	<u>Runs</u>	<u>Hits</u>	<u>RBI</u>	<u>SLG%</u>	<u>FLD%</u>	<u>2010 Season Honors</u>
Laura Roberts	IF	57-57	.327	36	54	38	.552	.941	All-OVC first team
Megan Van Arsdale	IF	58-58	.292	32	47	22	.460	.955	All-OVC 2nd team
Megan Williams	OF	58-57	.375	39	72	37	.646	.979	OVC Player of the Year

<u>Pitcher</u>	<u>Pos</u>	<u>2010</u>	<u>W-L</u>	<u>ERA</u>	<u>App</u>	<u>GS</u>	<u>IP</u>	<u>H</u>	<u>ER</u>	<u>SO</u>	<u>BB</u>	<u>2010 Season Honors</u>
Paij Lintz	P	Sr.	25-3	2.11	38	29	172.1	146	52	174	5	OVC Pitcher of the Year



Laura Roberts



Megan Williams



Megan Van Arsdale



Paij Lintz



Holes to fill, but cupboard is not bare

UT Martin softball coach Donley Canary's Skyhawks lived by the long ball and above average hitting throughout the 2010 season. The numbers were ominous: 71 home runs, 774 total bases, 83 doubles, 291 RBI, a .518 slugging percentage and a .311 team batting average. The batting average was the 22nd best in the nation. The home runs per game and the doubles per game were among the top 40 in the land. And that .518 slugging percentage was the 13th best in the country.

Look at the Skyhawks' 47-11 won-loss record and its evident the team was above average. That's why when UT Martin won the regular season Ohio Valley Conference crown and earned the right to host the postseason tournament where an automatic berth to the

NCAA Regional Tournament was on the line, thoughts of a back-to-back NCAA trips were so loud the selection committee had to shut its door until the tournament was played.

The Skyhawks enjoyed a first-round bye in the tournament and managed to knock off Eastern Illinois, 3-2, in the second round. Then Jacksonville State, an old nemesis from earlier in the season, beat the Skyhawks 5-4 and sent the home team to the losers' bracket. The Skyhawks squeaked by Tennessee Tech 2-1 and managed to get back into the winners' bracket against Jacksonville State. This time around the Skyhawks would have to beat the Gamecocks twice to win the tournament title at home on Bettye Giles Field.

Those awesome Skyhawk bats van-

ished. Jacksonville State erupted for 10 runs in five innings and claimed the NCAA Regional Tournament invitation. The Skyhawks wrapped up their four-game tournament with 23 hits, five doubles, four home runs and a meager 10 runs.

"We didn't hit in the whole tournament," Canary said "That's what hurt us."

Despite the 47-11 record and the eighth best winning percentage in the nation, the NCAA opted not to invite the Skyhawks to its regional tournament. To add insult to the agony of defeat, Canary saw the storied careers of four 4-year starters, Megan Williams, Laura Roberts, Megan Van Arsdale and Pajj Lintz, coming to a screeching halt. The foursome was highly decorated throughout their tenure at UT

Martin. Collectively the four had earned 10 All-OVC team selections. Williams was named the OVC's Player of the Year and Lintz was tabbed the league's Pitcher of the Year.

"We lost some very good players and some key starters," Canary said. "We have some huge holes to fill, but I don't feel like the cupboard is bare."

Canary must find an outfielder, two infielders and a starting pitcher. Three of the seniors, Williams, Roberts and Van Arsdale were responsible for a lot of that offensive firepower. Lintz piled up a 25-3 won-loss record and sported a 2.11 ERA.

Here's a position-by-position look at what Canary has planned for the 2011 season ...

Catcher

Senior Laurie Lindow is coming back for a fifth year. The three-year starter earned first-team All-OVC honors in 2010. She started in 49 of the 52 games she played in and hit .287. She hit eight home runs on the year and batted .300 in the OVC Tournament.

Erica Duke and freshman Morgan Harrell will provide depth for the Skyhawks behind the plate.

First Base

Senior Chelsea Cary will start at first base. This will be Cary's fourth year to start. She hit .298 in 2010 and drove in 20 runs. Cary had the 14th most sacrifice hits in the nation (17) in 58 games this past season.

Freshman Lydia Biggerstaff, from Nashville, will back up Cary at first base.

Second Base

Leah Taylor, from Brownsville, will get the nod at second base after a stellar fall season where she hit four home runs. Taylor transferred to UT Martin from Tennessee where she saw limited playing time for the Lady Vols.

Third Base

Third base could present the toughest challenge for Canary. Three freshmen, Alexa Alfaro, Stephanie Nidiffer and Meghan Chesney will battle for the starting job. Christian Brothers transfer Alana Kramer, from nearby Jackson, will also compete for the job. "Alana

has experience and she was Christian Brothers' leading home run hitter," Canary said. "It might take us awhile to decide who is going to be the best player over there. We are just going to have to put these four kids over there and whoever wins the job wins it. We will use the four tournaments at the beginning of the season to see what happens, but we hope to have this decided by the time conference play starts (March 12)."

Shortstop

Jenny Bain returns for her junior campaign and will be the mainstay at shortstop for the Skyhawks. Bain offers a good glove, a strong arm and a great bat to the team. At the plate, the Hendersonville product batted .330 with 11 home runs and a team-leading 45 RBI as a sophomore. She also had 12 doubles and scored 41 runs. Bain was named first-team All-OVC this past season. She has 28 career home runs.

Left Field

Senior Jordan Garrett will play left field once again. Garrett batted ninth for the Skyhawks this past season. She hit nine home runs and drove in 29 runs. She sported a .303 batting average and a .577 slugging percentage. She was named to the 2010 OVC All-Newcomer team.

Center Field

Megan Latimer will move over to center field from right field for her senior season. Latimer has started for the Skyhawks the past two seasons. She had limited at bats and still sported a .541 slugging percentage in 2010.

Right Field

Right field is another position that Canary will have to experiment with before the OVC slate gets under way. Heading into the season, Amanda Brandenburg from Camden and Kayla Wade from Swansea, Ill., and Kristen Lacky from Savannah are battling for the starting job. Brandenburg went 15-for-24 during the short fall season was the Skyhawks leading hitter.

Sophomore Becca Williams, the younger sister of former Skyhawk

Megan Williams, is also in the battle for the right field gig. Becca Williams played in 14 games and started four as a true freshman in 2010. She batted .316 with six hits in 19 at bats. She hit one home run, one triple and two doubles.

In the Circle (Pitchers)

Canary plans to go with four pitchers this season, two returning players and two freshmen. Senior Kate Vanderham earned OVC All-Newcomer honors in 2010. She made 26 appearances and started 16 games. She pitched 139.2 innings and compiled a 16-4 worksheet with a 1.65 ERA. She struck out 98 batters and opponents hit just over .200 against the left-hander from Brooksville, Fla.

Junior Chelsea Jones made 13 appearances this past season. She was 5-4 on the year with three complete games to her credit. She pitched 44 total innings and had a 2.86 ERA. She averaged a strikeout for every inning she pitched.

Brandenburg pitched some in the fall for the Skyhawks as did freshman Morgan Lewis from Indianapolis, Ind. "Both Brandenburg and Lewis did a great job pitching for us this fall and earned playing time," Canary said.

Newcomers

"We feel good about our returning players, but then we have a strong group of newcomers who are ready to play," Canary said. "They all need a chance to play and I plan on giving them a lot of chances to earn starting positions."

Canary said he won't prognosticate about the season. "I am not saying we are going to win 47 games again this year, but we are going to be extremely competitive because we have kids who have played and who have been through it before. We just have to plug in some of these new kids and let them do their thing."

Only two things -- unproven talent and a tougher schedule -- stand in the way of another Skyhawk postseason appearance.



Donley Canary

Head Coach; 10th Season
297-223-1
Tennessee Tech, 1978

UTM

Donley Canary has been head softball coach at UT Martin for nine seasons. During that time he has not only become the programs all-time winningest coach, but also transformed the Skyhawk softball team into a very respected and perennial Ohio Valley Conference power along with guiding the program to its first-ever OVC Tournament title and NCAA Tournament berth in 2009 and its first OVC regular season championship in 2010.

After nine seasons, Canary sports a 297-223-1 won-loss-tie record and his teams have advanced to the OVC tournament as the No. 1 seed this past season, No. 3 seed twice, and No. 4 seed three times, plus once as a No. 2 and No. 5 seed. Canary has coached 56 All-OVC selections in his nine seasons. Sixteen of those have been named to the All-OVC First Team, 16 were named All-OVC Second Team, three were All-OVC Honorable Mentions along with 15 named to the OVC All-Tournament Team, including one OVC Tournament MVP. Canary has also had 12 OVC All-Newcomer team members which was newly created for the 2006 season.

Canary is currently the fifth all-time winningest coach in the Ohio Valley Conference with 250 career wins and is fourth winningest among active coaches in the conference. Of the active coaches on the all-time winningest list, Canary is the only one who has been at the helm of his team for less than 10 seasons.

The transformation began in 2002, during Canary's first season, when the Skyhawks posted a 25-33 win-loss record. The Skyhawks were lauded as the second most improved Division I softball program in the nation.

Canary guided the team to 14 more victories than the year before. Much of the team's success was because of a stellar recruiting class. The team advanced to the Ohio Valley Conference tournament as the No. 3 seed. In the tournament, the Skyhawks suffered a 6-1 loss to No. 6 seed Eastern Illinois in the first round. The Skyhawks defeated No. 5 Southeast Missouri State, 5-1, in the second round and then lost to Eastern Illinois 5-1 in the consolation bracket elimination game.

With the bar raised for the 2003 season, Canary and the Skyhawks once again answered the challenge. The team proved

its success in 2002 was not a fluke by winning 21 games and advancing to the postseason tournament as the No. 3 seed for the second consecutive year. In the tournament, the Skyhawks struggled with Eastern Illinois again, falling 6-3 in the opener. No. 4 Southeast Missouri State ended the Skyhawks' run at a tournament title in the second round with a 4-3 decision.

Determined and focused on a regular season and an OVC tournament crown, Canary and the Skyhawks set a school record with 40 wins in 2004 and a second-place regular season finish. The team advanced to the postseason conference tournament as the No. 2 seed. In the first round the Skyhawks claimed a dramatic 9-6 win over No. 6 Southeast Missouri State when Kristin Runyan delivered a walk-off home run. The Skyhawks then beat No. 5 Jacksonville State in the second round and advanced to the championship game against No. 1 Eastern Kentucky. The Skyhawks claimed a 2-1 win forcing a second game to decide the championship between the two undefeated teams.

Eastern Kentucky won the title, 4-3, in the bottom of the seventh inning with a rally.

The Skyhawks continued their success in the OVC during the 2005 season, compiling a record of 33-22. UT Martin entered the postseason tournament as the No. 4 seed and defeated No. 5 Southeast Missouri 3-2 in the first round. The Skyhawks fell to No. 1 Jacksonville State in the second round, but rallied to defeat Eastern Kentucky in the third round, advancing to the consolation bracket championship game. UT Martin fell to Southeast Missouri 4-1 and finished in fourth-place.

The 2006 season saw UT Martin reload with a new line-up, but continue on the same mission. The Skyhawks finished the season with a 35-26-1 record and advanced to the OVC tournament again as the No. 4 seed.

In 2007 Canary took his youngest line-up ever on to the field and guided it to a 30-33 record that accomplished more than numbers can show. While it was the first losing season for Canary at UT Martin since 2003, he was able to rally his young team into quality showings against top-25 teams and a season ending run to make the OVC Tournament as a No. 5 seed.



The Skyhawks knocked off Eastern Kentucky in the first round 4-0 before falling to eventual OVC Champion Tennessee Tech and Samford.

The 2008 season saw a Canary-led Skyhawk squad miss the OVC Tournament for the first time in his tenure. The regular season came down to the final weekend with UT Martin facing Samford and the winner of the three-game series earning the final berth into the postseason. After claiming the opening game 5-3, Samford was able to take the final two games of the series by a score of 2-1 in each. During the season Canary passed the 200 win plateau in his head coaching career. The milestone win came on the road, April 6, against Canary's alma mater Tennessee Tech by a by a score of 2-1.

The highlight of Canary's coaching career came in 2009 when his team entered the OVC Tournament as the No. 4 seed and rallied after dropping the opening game to win the next five games and claim the program's first OVC Tournament championship and NCAA Tournament berth. The OVC Tournament run also marked the lowest seed to ever win the tournament along with also being the first time a team had come out of the first round losers bracket to eventually win the title.

The Skyhawks and Canary won their first regular season championship in 2010. The coach guided the Skyhawks to a 47-11 won-loss record. By winning the regular season title, the Skyhawks earned the right to host the OVC tournament.

Canary's teams have also excelled in the classroom, earning the OVC Academic Award in 2005 along with currently being the team that owns the highest grade point average over the last five years according to the National Fast Pitch Coaches Association.

Canary came to UT Martin from Tennessee Tech where he held various positions in athletics since 1993. He served as director of athletic fund-raising and assistant softball coach during the 2000-01 seasons, amassing a 44-20 record. Canary also served as an assistant baseball coach for the Golden Eagles from 1993 -2000 season. During that time Tech claimed a 193-235-1 record highlighted by a regular season

Career Coaching Record

<u>Year</u>	<u>Overall</u>				<u>OVC</u>			
	<u>W</u>	<u>L</u>	<u>T</u>	<u>Pct.</u>	<u>W</u>	<u>L</u>	<u>Pct.</u>	<u>Place</u>
2002	25	33	0	.431	12	7	.632	3rd
2003	21	26	0	.429	12	8	.600	3rd
2004	40	21	0	.656	18	7	.720	2nd
2005	33	22	0	.600	15	11	.577	4th
2006	35	26	1	.574	15	12	.556	4th
2007	30	33	0	.476	14	12	.538	5th
2008	28	27	0	.509	10	12	.455	7th
2009	38	24	0	.613	13	10	.565	4th
2010	47	11	0	.810	22	3	.880	1st
Totals	297	223	1	.541	131	82	.580	

Coaching Milestones

<u>Win</u>	<u>Opponent</u>	<u>(Score)</u>	<u>Date</u>
1	Nicholls State	3-0	2/16/02
50	Oakland	9-8	2/22/04
100	Southeast Missouri	5-2	3/19/05
148*	Morehead State	7-2	4/15/06
150	Eastern Kentucky	1-0	4/22/06
200	Tennessee Tech	2-1	4/6/08
250**	Southeast Missouri	4-1	5/9/09

* Win No. 148 made Canary the all-time winningest coach at UT Martin

** Championship game of 2009 OVC Tournament

and tournament Ohio Valley Conference championship in 1997.

Canary is a former Academic All-American baseball player from 1973-77 and graduate of Tennessee Tech University. He was inducted into the Tennessee Tech Sports Hall of Fame in 1997 in recognition of his outstanding playing career.

An All-OVC outfielder, Canary led the Golden Eagles with a .429 batting average and was named All-South and received the Academic All-American award following the 1976 season. Canary was the top batter in the Golden Eagle line up during the 1974 and 1976 seasons. In 1974, he led Tech with a .327 average at the plate and 1976 average of .429 still sits as third all-time in Golden Eagle baseball histo-

ry.

Canary also sits at fourth in walks with 39 and sixth in at-bats per strike-out with 27.2. On the career walks list, Canary still holds the top spot with 134 free passes during his tenure.

He earned his master's degree from the University of Tennessee in 1980. Canary and his wife, Jenny (also a Tennessee Tech graduate), have one son, David who is currently an assistant coach at Johnson County Community College in Overland Park, Kansas. Jenny currently works in Skyhawk Athletics as the department's ticket manager.



Sarah Daws

**Assistant Coach
4th Season
UT Martin, 2005**



Sarah Daws enters her third season as an assistant coach at UT Martin. Daws, who was a four-year member of the Skyhawk softball program as a catcher from 2001-04, works primarily with the pitchers and catchers along with providing hitting instruction.

During Daws tenure with the Skyhawk coaching staff, she has had one member of her pitching staff named to the All-Ohio Valley Conference Second Team, along with three All-OVC Tournament Team selection and the OVC Tournament MVP.

She graduated from The University of Tennessee at Martin with a degree in education in 2004. She completed her

master's degree in 2010. During her time at UT Martin, Daws was the opening day catcher all four years of her career. Daws earned the team defensive award in 2001 and the golden glove in 2003.

She also earned accolades on the conference level, being named All-OVC Honorable Mention in 2002 and All-OVC Second Team in 2003. Daws still appears in the program's record books 13 times and is among the top-five in five categories.

Before returning to her alma mater, Daws was at Mill Creek High School where she was a special education teacher and served as an assistant coach with the varsity softball program

and as head coach of the junior varsity program.

Daws is the daughter of Barbara Daws and has one older brother, Geordy. She attended Brentwood High School where she was a two-sport athlete in softball and volleyball. On the diamond, Daws collected all-district accolades in 1998, 1999 and 2000.

She was named to the all-district tournament team in 1999 and 2000 along with being named to the all-region team in 2000. She led her team to district championships in 1997, 1998 and 2000, regional championships in 1997, 1998 and 2000, a sub-state championship in 1998.



Daniel Farmer

**Graduate Assistant
1st Season
UT Martin, 2010**



Daniel Farmer, a 2010 graduate from The University of Tennessee at Martin, joined head softball coach Donley Canary's softball staff as a graduate assistant for the fall semester.

Farmer will work primarily with outfielders and hitters.

While an undergraduate student at UT Martin, Farmer was highly involved in the Campus Recreation Department where he worked for five years. During his tenure at Campus Recreation, he was responsible for supervising intramural activities, the Elam Center, Skyhawk Fieldhouse and the Student Recreation Center facilities.

Farmer was also a swim instructor, lifeguard, and fitness center attendant.

Farmer prepped at Camden Central High School.



1

Jenny Bain

Junior - R/R - SS
Hendersonville, Tenn.
Hendersonville HS

UTM

2010 SEASON

- Named first-team All-Ohio Valley Conference.
- Was ranked among the top five in the OVC in slugging percentage (.573), runs scored (41), hits (61), RBI (44) and home runs (11).
- Started in 58 games and sported a .330 batting average.
- Was named the OVC Player of the Week on March 8, 2010.
- Was the 26th toughest batter to strikeout in the nation.

2009 SEASON

- Named the Ohio Valley Conference Freshman of the Year
- Selected to the All-OVC First Team and OVC All-Newcomer Team.
- Named the OVC Player of the Week, March 9.
- Started in 61 games.
- Led the team in nine different categories, including slugging percentage (.598) and batting average (.322)
- Hit a team high 14 home runs on the year, breaking the program's single-season record.
- Added at team-high 13 doubles and 25 walks.
- Scored a team-high 42 runs.
- Scored multiple runs in a game five times, including scoring three runs in a game twice.
- Recorded 14 multiple hit games
- Had a season-long 14-game hitting streak from April 4-23.

HIGH SCHOOL

- Prepped at Hendersonville High School where she played both golf and softball.
- Led the Commandos to the 2006 Cumberland County Tournament title.
- Earn rookie of the year accolades in 2005.
- Two-time slugger of the year (2005 and 2006).
- Received a golden glove in 2007.
- Named to the all-tournament team in 2007.
- Was a 2008 Wendy's High School Heisman nominee.

CAREER GAME HIGHS

Hits	3, on four occasions
At bats	5, on two occasions
Doubles	1, on 25 occasions
Triples	N/A
Home Runs	2, vs. Bowling Green, March 5, 2010
Runs Scored	3, on four occasions
Runs Batted In	3, on seven occasions
Walks	3, on two occasions
Sacrifices	1, on two occasions
Stolen Bases	1, on four occasions

- Played summer ball for the Nashville Cruisers.
- Helped her team claim a pair of Tennessee Amateur Softball Association championships in 2006 and 2007 along with a national ASA championship in 2007.

PERSONAL

- Daughter of Kenny and Patty Bain and has two siblings, Jessie and Jayme.
- Born September 6, 1990
- Majoring in accounting.



Jenny Bain Career Stats

<u>Year</u>	<u>avg</u>	<u>gp-gs</u>	<u>ab</u>	<u>r</u>	<u>h</u>	<u>2b</u>	<u>3b</u>	<u>hr</u>	<u>rbi</u>	<u>tb</u>	<u>slg%</u>	<u>bb</u>	<u>hbp</u>	<u>so</u>	<u>gdp</u>	<u>ob%</u>	<u>sf</u>	<u>sh</u>	<u>sb-att</u>	<u>po</u>	<u>a</u>	<u>e</u>	<u>fld%</u>
2009	.322	61-61	199	42	64	13	0	14	34	119	.598	25	3	20	0	.402	2	2	3-6	138	111	12	.954
2010	.330	58-58	185	41	61	12	0	11	45	106	.573	15	1	10	1	.383	0	0	2-6	94	97	12	.941
Total	.326	119-119	384	8	125	25	0	25	79	225	.585	40	4	30	1	.420	2	2	5-12	232	208	24	.969



24

Chelsea Cary

**Senior - R/R - 1B
Erin, Tenn.
Houston County HS**

UTM

2010 SEASON

- Started and played in all 58 games and batted .292.
- Scored 28 runs and drove in 20.
- Was among the top 15 in the nation in sacrifice hits.

2009 SEASON

- Appeared in 50 games and started 43 at first base.
- Batted .310 with 36 hits, one double, one triple and a home run.
- Drove in 12 runs and scored 18 runs.
- Recorded a team-best 252 putouts and 17 assists.

2008 SEASON

- Appeared in only 31 games and started 27.
- Had her season cut short by a knee injury suffered while turning a double play at second base against Memphis.
- Hit .341 in 82 plate appearances.
- Hit her first home run March 1 against Ball State at the Hospitality House Classic.
- Played both shortstop and second base.
- Was named to the OVC All-Newcomer Team.

HIGH SCHOOL

- Was a two-sport athlete (basketball and softball).
- Named to the Tennessee all-state team in 2007.
- Made all-district and all-area first teams all four years of high school.
- Helped Houston County to a pair of district championships in 2004 and 2006 on the basketball court.
- Earned all-state basketball accolades in 2006.
- Was named the 2007 basketball player of the year.
- Earned her class' salutatorian honors.

PERSONAL

- Daughter of John and Terri Singleton and Richard and Elizabeth Cary.
- Born October 7, 1988.

CAREER GAME HIGHS

Hits	3, on five occasions
At Bats	6, vs. Eastern Illinois, March 29, 2008
Doubles	2, vs. St. Peter's, March 15, 2010
Triples	1, on three occasions
Home Runs	1, on three occasions
Runs Scored	2, on 11 occasions
Runs Batted In	3, vs. Army, March 15, 2010
Walks	2, on five occasions
Sacrifices	1, on 31 occasions
Stolen Bases	2, on three occasions

- Majoring in information systems.



Chelsea Cary Career Stats

<u>Year</u>	<u>avg</u>	<u>gp-gs</u>	<u>ab</u>	<u>r</u>	<u>h</u>	<u>2b</u>	<u>3b</u>	<u>hr</u>	<u>rbi</u>	<u>tb</u>	<u>slg%</u>	<u>bb</u>	<u>hbp</u>	<u>so</u>	<u>gdp</u>	<u>ob%</u>	<u>sf</u>	<u>sh</u>	<u>sb-att</u>	<u>po</u>	<u>a</u>	<u>e</u>	<u>fld%</u>
2008	.329	31-27	82	15	27	3	0	1	12	33	.402	6	0	11	0	.375	0	2	9-9	36	3	1	.975
2009	.310	50-43	116	18	36	1	1	1	12	42	.362	15	3	14	0	.397	2	12	10-15	252	17	4	.985
2010	.29	58-58	171	28	50	5	2	1	20	62	.363	15	0	18	0	.349	0	17	12-15	397	15	3	.993
Total	.306	139-128	369	61	113	9	3	3	44	137	.371	36	3	43	0	.372	2	31	31-39	685	35	8	.989



44

Erica Duke
Junior - R/R - Catcher
Manchester, Tenn.
Tullahoma HS

UTM

2010 SEASON

- Played in 10 games and started in nine.
- Had 25 at bats and seven total bases.
- Made 55 putouts and had a perfect fielding percentage.

2009 SEASON

- Appeared in 15 games and started at catcher in 13.
- Had 29 at bats and hit .207.

HIGH SCHOOL

- Prepped at Tullahoma High School
- Was a two-sport athlete (softball and rifle).
- Helped lead the Wildcats to a pair of district runner-up finishes.
- Named all-district in 2007 and 2008.
- Named her team's top offensive player.
- Named 2005 most dedicated player at Tullahoma High School.
- Played for the Tennessee Diamonds, Extreme Edge and Murfreesboro Firebirds travel teams.
- Helped lead the Diamonds to a runner-up finish in the ASA Tennessee State Tournament.
- Was a member of the Diamonds team which finished 23rd at the ASA Nationals.

PERSONAL

- Daughter of Tim Duke and Sherri Snell.
- Born January 18, 1990.
- Majoring in education.

CAREER GAME HIGHS

Hits	2, on three occasions
At Bats	4, on five occasions
Doubles	1, vs. Missouri-Kansas City, Feb. 22, 2009
Triples	N/A
Home Runs	1, vs. Army, March 15, 2010
Runs Scored	2, vs. Army, March 15, 2010
Runs Batted In	4, vs. Missouri-Kansas City, Feb. 22, 2009
Walks	1, on two occasions
Sacrifices	1, on five occasions
Stolen Bases	N/A



Erica Duke Career Stats

<u>Year</u>	<u>avg</u>	<u>gp-gs</u>	<u>ab</u>	<u>r</u>	<u>h</u>	<u>2b</u>	<u>3b</u>	<u>hr</u>	<u>rbi</u>	<u>tb</u>	<u>slg%</u>	<u>bb</u>	<u>hbp</u>	<u>so</u>	<u>gdp</u>	<u>ob%</u>	<u>sf</u>	<u>sh</u>	<u>sb-att</u>	<u>po</u>	<u>a</u>	<u>e</u>	<u>fld%</u>
2009	.172	15-13	29	1	5	1	0	0	7	6	.207	1	0	5	0	.194	1	3	0-0	60	8	0	1.000
2010	.160	10-9	25	2	4	0	0	1	3	7	.280	1	0	3	0	.192	0	2	0-0	55	5	0	1.000
Total	.166	25-22	54	3	9	1	0	1	10	13	.241	2	0	8	0	.196	1	5	0-0	115	13	0	1.000



3

Jordan Garrett

**Senior - R/R - 2B/SS
Clovis, N.M.
Volunteer State CC**

UTM

2010 SEASON

- Played in 55 games and started in 54.
- Batted .303 with a .577 slugging percentage.
- Named to the OVC All-Newcomer team.
- Scored 43 runs and had 43 hits.
- Led the OVC in runs scored.
- Was among the OVC's top five with a .577 slugging percentage.
- Batted ninth in the batting order and hit nine home runs.
- Drove in 29 runs.

COMMUNITY COLLEGE

- Transferred to UT Martin from Volunteer State Community College in Gallatin, Tenn.
- Was a two-time all-conference selection.
- Sported the second best batting average (.470) in the Tennessee Junior College Athletic Association.
- Had the 29th best batting average in the nation in 2009.
- Played two seasons at Volunteer State.
- Named to the All-TJCCAA second-team as a freshman.
- Named to the All-TJCCAA first-team as a sophomore.
- Led Volunteer State with in batting average (.480), on-base percentage (.524), slugging percentage (.754), runs scored (67), hits (82), triples (6), home runs (7) and total bases (129).
- Named to TJCCAA All-Tournament team twice.

HIGH SCHOOL

- Was a two-sport prep standout at Clovis (N.M.) High School.
- Was a four-time all-district selection.
- Named the 2007 "South MVP" by the New Mexico High School Coaches Association.
- Led her team in stolen bases.
- Was a four-time all-district soccer selection.

PERSONAL

- Daughter of Danny and Kathy Garrett.

Career Game Highs

Hits	3, vs. St. Peter's, March 15, 2010
At Bats	4, on 6 occasions
Doubles	2, vs. Jacksonville State, May 15, 2010
Triples	1, on two occasions
Home Runs	1, on nine occasions
Runs Scored	3, on two occasions
Runs Batted In	3, vs. Tennessee State, April 25, 2010
Walks	1, on 16 occasions
Sacrifices	1, on six occasions
Stolen Bases	1, on 15 occasions

- Born July 21, 1989
- Majoring in pre-medicine.



Jordan Garrett Career Stats

<u>Year</u>	<u>avg</u>	<u>gp-gs</u>	<u>ab</u>	<u>r</u>	<u>h</u>	<u>2b</u>	<u>3b</u>	<u>hr</u>	<u>rbi</u>	<u>tb</u>	<u>slg%</u>	<u>bb</u>	<u>hbp</u>	<u>so</u>	<u>gdp</u>	<u>ob%</u>	<u>sf</u>	<u>sh</u>	<u>sb-att</u>	<u>po</u>	<u>a</u>	<u>e</u>	<u>fld%</u>
2010	.303	58-54	142	43	43	8	2	9	29	82	.577	16	4	25	0	.384	2	6	15-17	68	18	6	.935
Total	.303	58-54	142	43	43	8	2	9	29	82	.577	16	4	25	0	.384	2	6	15-17	68	18	6	.935



13

Chelsea Jones

**Junior - R/R - Pitcher
Tullahoma, Tenn.
Tullahoma HS**

UTM

2010 SEASON

- Was one of four pitchers for the Skyhawks.
- Made 13 appearances and nine starts.
- Pitched three complete games and finished the season with a 5-4 won-loss record.
- Sported a 2.86 ERA.
- Was a part of the pitching staff which led the OVC with a 2.20 ERA.

2009 SEASON

- Appeared in 19 games and started 13.
- Made 19 appearances in the circle and finished the year with a 7-7 record and a 2.67 ERA.
- Opened the season with three consecutive wins, including her first collegiate win over Akron.
- Pitched 86.2 innings with seven complete games.
- Struck out a season-high nine batters against Toledo in a complete game 2-1 victory.

HIGH SCHOOL

- Prepped at Tullahoma High School.
- Was a three-time all-district selection from 2005-07.
- Had a 16-12 record, struck out 236 and pitched 200 innings.
- Sported a 0.93 ERA as a junior.
- Played six years with the Diamond Express travel team.
- Played two seasons with the Murfreesboro Firebirds.
- Helped lead the Firebirds to the USFA World Series Championship in 2008.

PERSONAL

- Daughter of Keith and Linda Jones.
- Born August 29, 1990.
- Majoring in education.

CAREER GAME HIGHS

Innings Pitched	8.0, vs. Morehead State, March 15, 2009
Hits Allowed	10, vs. Memphis, April 1, 2009
Runs Allowed	7, vs. Memphis, April 3, 2009
Earned Runs Allowed	6, vs. Georgia Tech, March 10, 2009
Walks Allowed	3, on three occasions
Strikeouts	11, vs. ARMY, March 15, 2010
Home Runs Allowed	2, on two occasions
Wild Pitches	2, on two occasions
Hit Batters	2, vs. Memphis, April 1, 2009



Chelsea Jones Career Pitching Stats

<u>Year</u>	<u>era</u>	<u>w-l</u>	<u>app</u>	<u>gs</u>	<u>cg</u>	<u>sho</u>	<u>sv</u>	<u>ip</u>	<u>h</u>	<u>r</u>	<u>er</u>	<u>bb</u>	<u>so</u>	<u>2b</u>	<u>3b</u>	<u>hr</u>	<u>bf</u>	<u>bavg</u>	<u>wp</u>	<u>hpb</u>	<u>sfa</u>	<u>shf</u>	<u>bk</u>
2009	2.67	7-7	19	13	7	0/0	0	86.2	94	40	33	18	54	16	4	4	366	.283	3	4	3	9	0
2010	2.86	5-4	13	9	3	1/2	0	44.0	44	23	18	10	43	9	1	5		.250	5	3	0	2	3
Total	2.74	12-11	32	22	10	1/2	0	130.2	138	63	51	28	87	25	5	9		.266	8	7	3	11	3



5

Megan Latimer

Senior - R/R - OF, Utility
Humboldt, Tenn.
University School of Jackson

UTM

2010 SEASON

- Played in 24 games and started 17.
- Hit four home runs and drove in nine runs.
- Sported a .541 slugging percentage.

2009 SEASON

- Appeared in 56 games and started 45 in right field.
- Drove in 12 runs, with five doubles, one triple and two home runs.
- Recorded six multiple-hit games, including a season-best
- Made a diving catch down the right field line against No. 6 Arizona in the first round of the NCAA Louisville Regional.

2008 SEASON

- Played in 43 games and started in 33.
- Had 93 at bats and 17 hits.

HIGH SCHOOL

- Was a two-sport athlete at USJ (softball and basketball).
- Was a four-time all-district softball selection.
- Named to the All-West Tennessee team three consecutive years (2005-07).
- Selected to the 2007 all-state team.
- Named USJ's Outstanding Female Athlete.
- Played point guard on the basketball team.

PERSONAL

- Daughter of Tim and Dewana Latimer.
- Born March 21, 1989.
- Majoring in biology major.

CAREER GAME HIGHS

Hits	3, vs. Southeastern Louisiana, Feb. 15, 2009
At Bats	4, on six occasions
Doubles	2, vs. Akron, Feb. 8, 2009
Triples	1, vs. Missouri-Kansas City, Feb. 22, 2009
Home Runs	1, on seven occasions
Runs Scored	2, on two occasions
Runs Batted In	2, on five occasions
Walks	2, vs. Belmont, April 21, 2009
Sacrifices	1, on seven occasions
Stolen Bases	1, on seven occasions



Megan Latimer Career Stats

<u>Year</u>	<u>avg</u>	<u>gp-gs</u>	<u>ab</u>	<u>r</u>	<u>h</u>	<u>2b</u>	<u>3b</u>	<u>hr</u>	<u>rbi</u>	<u>tb</u>	<u>slg%</u>	<u>bb</u>	<u>hbp</u>	<u>so</u>	<u>gdp</u>	<u>ob%</u>	<u>sf</u>	<u>sh</u>	<u>sb-att</u>	<u>po</u>	<u>a</u>	<u>e</u>	<u>fld%</u>
2008	.183	43-33	93	5	17	3	0	1	10	23	.247	0	1	32	0	.188	2	2	2-2	29	1	4	.882
2009	.211	56-45	114	13	24	5	1	2	12	37	.325	10	0	38	0	.272	1	3	4-7	46	5	6	.895
2010	.216	24-1	37	5	8	0	0	4	9	20	.541	4	3	12	0	.341	0	2	1-2	13	1	0	1.000
Total	.201	123-95	244	23	49	8	1	9	31	80	.327	14	4	82	0	.255	3	7	7-11	88	7	10	.904



27

Laurie Lindow

Senior - R/R - Catcher
San Diego, Calif.
Santana HS

UTM

2010 SEASON

- Played in 52 games and started 49.
- Named first-team All-OVC.
- Named to the OVC All-Tournament team.
- Batted .287 and drove in 39 runs.
- Hit eight home runs and nine doubles.
- Hit .300 in the OVC Tournament.

2009 SEASON

- Appeared in 50 games and started 44 at catcher.
- Named to the OVC All-Tournament Team.
- Sported a .979 fielding percentage.
- Picked off eight base runners attempting to steal.
- Hit .267 with 35 hits in 131 plate appearances.
- Recorded eight multiple-hit games.
- Hit a pair of home runs in back-to-back games, the second of which came in a win over No. 24 Southern Illinois.

2008 SEASON

- Saw action in 51 games, starting 49
- Hit .238 on the year, picking up 35 hits with a team-high 12 doubles.
- Had 147 putouts and 17 assists for the year.

2007 SEASON

- Appeared in only two games because of a jaw injury.
- Recorded her first career hit against Louisiana-Monroe.

HIGH SCHOOL

- Was a four-year softball starter for head coach John Bobof.
- Helped lead her team to a league championship and San Diego CIF championship.
- Earned her first team all-league, team MVP and All-CIF first team honors as a freshman and senior.
- Was named to the all-league second team as a sophomore and junior.

CAREER GAME HIGHS

Hits	3, on three occasions
At Bats	4, on 23 occasions
Doubles	2, on two occasions
Triples	N/A
Home Runs	1, on 12 occasions
Runs Scored	2, on two occasions
Runs Batted In	4, on three occasions
Walks	2, vs. SE Missouri State, May 1, 2010
Sacrifices	1, on five occasions
Stolen Bases	1, vs. Murray State, April 14, 2010

PERSONAL

- Daughter of Thomas and Frances Lindow.
- Born Jan. 7, 1988.
- Majoring in forensic geology.



Laurie Lindow Career Stats

<u>Year</u>	<u>avg</u>	<u>gp-gs</u>	<u>ab</u>	<u>r</u>	<u>h</u>	<u>2b</u>	<u>3b</u>	<u>hr</u>	<u>rbi</u>	<u>tb</u>	<u>slg%</u>	<u>bb</u>	<u>hbp</u>	<u>so</u>	<u>gdp</u>	<u>ob%</u>	<u>sf</u>	<u>sh</u>	<u>sb-att</u>	<u>po</u>	<u>a</u>	<u>e</u>	<u>fld%</u>
2007	.200	2-1 5	0	1	0	0	0	0	0	1	.200	0	0	1	0	.200	0	0	0-0	2	0	0	1.000
2008	.245	51-49	147	8	36	12	0	2	30	54	.367	7	2	26	2	.287	1	1	0-0	147	17	3	.982
2009	.267	50-44	131	10	35	6	0	2	21	47	.359	11	2	15	0	.329	2	2	0-1	163	24	4	.979
2010	.287	52-49	129	12	37	9	0	8	39	70	.543	17	3	13	0	.375	3	2	1-1	284	27	4	.987
Total	.264	155-143	412	30	109	27	0	12	90	172	.417	35	7	55	2	.332	6	5	1-2	596	68	11	.983



8

Kate Vanderham

**Senior - R/L - Pitcher
Brooksville, Fla.
Florida CC**

UTM

2010 SEASON

- Named to the OVC All-Newcomer team.
- Led the OVC with a 1.70 ERA.
- Was fourth in the OVC in wins with 16.
- Was one of four Skyhawk pitchers who combined for the OVC's lowest Earned Run Average (2.20).
- Had the OVC's second lowest opponent batting average (.214).
- Finished the season with a 1.65 ERA and a 16-4 record.
- Her 1.65 was the 39th lowest in the nation.
- When not in the circle served as the Skyhawks designated player.
- Had 122 at bats and sported a .303 batting average.
- Hit eight home runs and drove in 33 runs.

COMMUNITY COLLEGE

- Transferred from Florida Community College (Jacksonville).
- Finished the 2009 season with a 1.14 ERA in 159.1 innings pitched; Struck out 69.
- Sported a .398 batting average with 55 RBI, 11 home runs and 14 doubles.
- Stole 14 bases on 15 attempts.
- Named all-conference and all-state in addition to earning a spot on the NFCA and NJCAA All-American squads
- Was named the NJCAA National Tournament MVP.

HIGH SCHOOL

- Prepped at at Hernando High School.
- Named Freshman of the Year and selected to the Hernando All-County Team.
- Selected for the Hernando County batting honor roll.
- As a sophomore earned all-county and batting honor roll accolades.
- In 2006, was named the all-county MVP, all-conference MVP and the Hernando/Citrus County Player of the Year.
- Named the 2007 Hernando/Citrus County Player of the

CAREER GAME HIGHS

Hits	3, vs. Evansville, April 27, 2010
At Bats	4, on two occasions
Doubles	1, on four occasions
Triples	1, vs. Murray State, March 30, 2010
Home Runs	2, vs. Evansville, April 27, 2010
Runs Scored	2, on three occasions
Runs Batted In	2, on 10 occasions
Walks	2, on seven occasions
Sacrifices	1, on two occasions
Stolen Bases	1, on three occasions

Innings Pitched	7.0, on 12 occasions
Hits Allowed	8, on three occasions
Runs Allowed	5, on two occasions
Earned Runs Allowed	4, on four occasions
Walks Allowed	3, on three occasions
Strikeouts	8, vs. Mississippi Valley, Feb. 19, 2010
Homeruns Allowed	2, vs. Jacksonville State, April 3, 2010
Wild Pitches	2, vs. Ball State, Feb. 28, 2010
Hit Batters	1, on six occasions

Year.

- Played travel ball with the Suncoast Outlaws.
- Helped travel team claim four national tournament appearances, and a USSSA National Championship in 2003.
- Helped lead the Outlaws to runner up showings at the 2001 ISA Nationals and 2005 AAA Nationals along with a third-place finish at the 2002 PONY Nationals.
- Named MVP of the PONY Nationals while also claiming a spot on the all-tournament first team at the USSSA National Championships.

PERSONAL

- Daughter of Gerard and Kathleen Vanderham.
- Born December 13, 1988.
- Majoring in psychology.



Kate Vanderham Career Batting Stats

<u>Year</u>	<u>avg</u>	<u>gp-gs</u>	<u>ab</u>	<u>r</u>	<u>h</u>	<u>2b</u>	<u>3b</u>	<u>hr</u>	<u>rbi</u>	<u>tb</u>	<u>slg%</u>	<u>bb</u>	<u>hbp</u>	<u>so</u>	<u>gdp</u>	<u>ob%</u>	<u>sf</u>	<u>sh</u>	<u>sb-att</u>	<u>po</u>	<u>a</u>	<u>e</u>	<u>fld%</u>
2010	.303	55-53	122	5	37	4	1	8	33	67	.549	35	3	25	0	.469	0	2	3-4	3	46	5	.907
Total	.303	55-53	122	5	37	4	1	8	33	67	.549	35	3	25	0	.469	0	2	3-4	3	46	5	.907

Career Pitching Stats

<u>Year</u>	<u>era</u>	<u>w-l</u>	<u>app</u>	<u>gs</u>	<u>cg</u>	<u>sho</u>	<u>sv</u>	<u>ip</u>	<u>h</u>	<u>r</u>	<u>er</u>	<u>bb</u>	<u>so</u>	<u>2b</u>	<u>3b</u>	<u>hr</u>	<u>bf</u>	<u>bavg</u>	<u>wp</u>	<u>hpb</u>	<u>sfa</u>	<u>shf</u>	<u>bk</u>
2010	1.65	16-4	26	16	9	5/1	1	139.2	111	44	33	30	98	17	2	8		.213	6	6		17	0
Total	1.65	16-4	26	16	9	5/1	1	139.2	111	44	33	30	98	17	2	8		.213	6	6		17	0



15

Becca Williams

**Sophomore - R/R - Utility
Murfreesboro, Tenn.
Siegel HS**

UTM

2010 SEASON

- Played in 14 games and started four.
- Batted .316 with 13 total bases.
- Had a team-best .684 slugging percentage.

HIGH SCHOOL

- Prepped at Siegel High School in Murfreesboro.
- Was a two-sport athlete (softball and basketball).
- Helped lead Siegel to the 2009 Tennessee State Tournament.
- Named all-area first team and third-team All-Midstate.
- Helped lead Siegel to the 2006 regional championship.
- Named to the 2006 all-area second team.
- Named all-area honorable mention in 2007.
- Earned 2008 defensive player of the year accolades.
- Helped the 18U Gold Firebirds win the 2008 USFA World Series crown.

PERSONAL

- Daughter of Steven and Victoria Williams.
- Played her freshman season at UTM on the same team as her older sister, Megan.
- Born August 16, 1991.
- Majoring in elementary education.

CAREER GAME HIGHS

Hits	2, vs. Belmont, April 13, 2010
At Bats	3, on four occasions
Doubles	1, on two occasions
Triples	1, vs. Austin Peay, March 28, 2010
Home Runs	1, vs. Jackson State, Feb. 20, 2010
Runs Scored	1, on three occasions
Runs Batted In	1, vs. Jackson State, Feb. 20, 2010
Walks	1, on two occasions
Sacrifices	1, vs. Central Connecticut St., Feb. 26, 2010
Stolen Bases	N/A



Becca Williams Career Stats

<u>Year</u>	<u>avg</u>	<u>gp-gs</u>	<u>ab</u>	<u>r</u>	<u>h</u>	<u>2b</u>	<u>3b</u>	<u>hr</u>	<u>rbi</u>	<u>tb</u>	<u>slg%</u>	<u>bb</u>	<u>hbp</u>	<u>so</u>	<u>gdp</u>	<u>ob%</u>	<u>sf</u>	<u>sh</u>	<u>sb-att</u>	<u>po</u>	<u>a</u>	<u>e</u>	<u>fld%</u>
2010	.316	14-4	19	3	6	2	1	1	1	13	.684	2	1	2	0	.409	0	1	0-0	6	6	1	.923
Total	.316	14-4	19	3	6	2	1	1	1	13	.684	2	1	2	0	.409	0	1	0-0	6	6	1	.923

NEWCOMER PROFILES



14 Alexa Alfaro

**Freshman -R/R- Utility
Bolingbrook, Ill.
Bolingbrook HS**

HIGH SCHOOL

Alfaro prepped at Bolingbrook High School where she played shortstop and third base for head coach Jean Ryan-Moak ... Played softball three years ... Played on the sophomore team her freshman year ... Was named the 2008 Softball MVP; selected to play on the 2009 Southwest Suburban Blue All-Conference team ... Named to the Herald News All-Area third team in 2008 as a sophomore ... Named to the Herald News All-Area second team in 2009 as a junior ... Also played outside hitter and libero on the volleyball team for head coach Andrea Bercot ... Was the 2007 captain of the sophomore volleyball team ... Served as the 2009 captain of the varsity volleyball team ... Named to the 2008 Moline Valley All-Tournament team ... Named to the 2009 Plainfield North All-Tournament team.

SUMMER BALL

Played for Manager Brad Dennison and the Silver Hawks (18U).

PERSONAL

Is the daughter of George and May Alfaro ... Born Oct. 16, 1992 ... Majoring in health and human performance ... A member of the National Honor Society ... Served as a volunteer for Feed My Starving Children ... Was a volunteer volleyball coach at Brooks Middle School.



23 Lydia Biggerstaff

**Freshman -R/R- 1B/3B
Nashville, Tenn.
David Lipscomb HS**

HIGH SCHOOL

Played first and third base for head coach Gary Davis for five years (played on the varsity team as an eighth grader) ... Named to the MTSCA All-Midstate Class AA first team and the Tennessee Sports Writers Association All-State Class AA team in 2008 ... Was a two-time Tennessean All-Midstate third team selection (2008-09) ... Named District 9-AA Most Outstanding Offensive Player in 2008 ... Was a three-time All-District 9-AA first team selection (2007-09) ... Set single-season school records for hits, batting average, RBI, on-base percentage, doubles and home runs in 2008 ... Helped lead Lipscomb to back-to-back District 9-AA titles in 2008 and 09 ... Played a key role in the Mustangs 2008 runner-up finish in 2008 ... Also played volleyball from 2007-08 for head coach David Carter.

SUMMER BALL

Played first and third base for Coach Mike Logan on the Nashville Slammers from 2004-08 ... Played for the Copperheads in 2009.

PERSONAL

Is the daughter of Grant and Claudia Biggerstaff ... Born on Jan. 20, 1992 ... Is still deciding on her academic major ... Is active in her church and serves on the leadership team.



33 Amanda Brandenburg

**Freshman -L/L -P/OF
Big Sandy, Tenn.
Camden Central HS**

HIGH SCHOOL

Named the Jackson Sun's All-West Tennessee Softball Player of the Year ... Led Camden High School to the 2010 Class AA state championship ... A four-time all-district selection from 2007-10 ... A four-time all-district tournament selection ... Helped lead Camden to four district championships, three regional titles in 2007, 2009 and 2010, three substate victories and three state tournament appearances ... Played for the Blue team in the Middle Tennessee Coaches Association All-Star softball tournament and was named the tournament MVP ... Pitched and played outfield for the Lions ... Batted .454 with 17 home runs and 65 RBI her senior season ... In the circle she sported a 27-3 won-loss record and a .093 ERA ... She recorded 200 strikeouts and 12 shutouts as a senior in 2010.

PERSONAL

Is the daughter of Danny and Judy Brandenburg ... Born on July 24, 1992 ... Majoring in Sports Management ... Named to both the Honor and Merit Rolls in High School.



7 Megan Chesney

**Freshman -R/R- 3B
Murfreesboro, Tenn.
Riverdale HS**

HIGH SCHOOL

Named to the Daily News Journal's all-area squad three times ... Named to the all-district and district all-tournament team as a junior ... Named to the all-state team her senior season ... Helped the Warriors win four consecutive district championships from 2006-09 ... Helped lead Riverdale to the 2008 regional championship and the 2009 state championship.

SUMMER BALL

Played for the Firebirds and helped the team win the 2008 USFA World Series.

PERSONAL

Is the daughter of Paul and Terry Chesney ... Born on Jan. 12, 1992 ... Majoring in health and human performance ... Does volunteer work at a local nursing home, with the Big Brother-Big Sister program and mentors at the elementary school in her hometown.



Megan Gray
Freshman -R/R- OF/3B
Lafayette, Ind.
McCutcheon HS

HIGH SCHOOL

Helped lead McCutcheon to the 2008 Class 4A state championship ... Hit .565 and led McCutcheon in home runs and RBI her senior season ... Played both outfield and shortstop for head coach Jim Bates ... Earned McCutcheon's 2009 Leading Hitter Award with a .393 batting average ... Named all-conference honorable mention ... Was Indiana High School Athletic Association's state representative for softball in 2008.

SUMMER BALL

Played for Indy Dreams, Xtreme 91 and Indiana Chaos.

PERSONAL

Is the daughter of David and Becky Gray ... Still deciding her academic major ... Born July 24, 1991.



12 Morgan Harrell
Freshman -R/R-C/Util.
Calvert City, Ky.
Reidland HS

HIGH SCHOOL

Played catcher and was used as a utility player by Reidland head coach Tony Hayden ... Named to the 2009 all-district team and all-region team ... Named to the 2009 West Junior All-Star team ... Earned all-state honors in 2009 ... A two-time All-A All-tournament selection ... Helped the Greyhounds win three consecutive All A state championships ... Sported a .407 batting average and a .492 on-base percentage her senior year.

SUMMER BALL

Played for head coach Nic Nelson and the Midland Magic 16U.

PERSONAL

Is the daughter of Jeff and Kellie Harrell ... Born Sept. 17, 1991 ... Majoring in agriculture education ... Earned 2008 Academic All-State honors ... Enjoys FFA.



17 Alana Kramer
 Junior -R/R- Utility
 Jackson, Tenn.
 Christian Brothers Univ.

PREVIOUS SCHOOL

Transferred to UT Martin from Christian Brothers University ... Sported a .328 batting average her sophomore season ... Broke the Christian Brothers school record for most home runs in a season (6).

HIGH SCHOOL

Played for head coach Bob Lay at Jackson Northside ... Also played volleyball at Northside for head coach Lynette Anthony ... Was a two-time All-West Tennessee selection (2007-08) ... Named to the 2007 NFCA All-South Region second team ... Was a four-time all-district selection from 2005-08.

PERSONAL

Is the daughter of Alan and Mary Kramer ... Born on Nov. 17, 1989 ... Majoring in Graphic Design.



11 Kristen Lackey
 Freshman -R/R- OF
 Savannah, Tenn.
 Hardin County HS

HIGH SCHOOL

Played softball for head coach Chris Roser ... Was a leadoff hitter and pitcher ... Was a three-time team MVP (2008-10) ... Set a record for most stolen bases her senior year ... Named the 2010 Female Athlete of the Year ... Named to the All-West Tennessee team her junior and senior seasons ... Named the Courier Student-Athlete of 2010 ... Earned all-district honors four consecutive years ... Named to the district all-tournament teams in 2008 and 2009 ... Named the 2010 district tournament MVP ... Helped the Tigers win back-to-back district championships in 2009 and 2010 ... Was a three-time volleyball MVP from 2008-10 ... Named the 2010 Best Hitter (volleyball) ... Selected to three consecutive all-district teams for volleyball.

SUMMER BALL

Played for the Savannah Stars and the Maximum Storm.

PERSONAL

Is the daughter of Kent and Rhonda Lackey ... Majoring in education ... Earned the Student-Athlete Award of Merit three consecutive years Is a member of the National Honor Society ... Recieved the Distinguished Scholastic Achievement Award three consecutive years (2007-09) ... Grandfather, Ronnie Armstrong, played basketball at UT Martin from 1962-66 ... Brother Clif Lackey attended UT Martin.



4 Morgan Lewis
Freshman -R/R- Pitcher
Indianapolis, Ind.
Lutheran HS

HIGH SCHOOL

Named the 2009-10 Gatorade Indiana Softball Player of the Year ... Helped Lutheran High School advance to the Class A state championship game her senior year with a 32-1 record ... A three-time All-Marion County selection ... Recorded 343 strikeouts in 184 innings as a senior ... Batted .544 with 33 RBI through 33 games ... Earned all-district, all-county and All-Metro South honors from 2007-10.

SUMMER BALL

Played for the Indy Dreams and Xtreme 91 ... Helped lead the Xtreme 91 team to two ninth-place finishes at the ASA nationals ... Also enjoyed two top-five finishes at the AFA nationals with the Indy Dreams.

PERSONAL

Is the daughter of Brad and Sharon Lewis ... Born on Feb. 27, 1992 ... Majoring in Education ... A member of National Honors Society ... Received High Honor Roll in High School ... Gives pitching lessons to younger players ... Is a volunteer at Habitat for Humanity.



6 Stephanie Nidiffer
Freshman -R/R- Utility
Joelton, Tenn.
Goodpasture Christian

HIGH SCHOOL

Played for coaches Lee Philips and Bill Cartwright at Goodpasture ... Played all infield positions and pitched ... Was named Most Improved in 2007 ... Won the Heart Award for Best Effort in 2008 and 2009 ... Named first-team All-Midstate in 2009 ... Earned the District 8-AA Tournament MVP in 2009 ... Helped Goodpasture win four consecutive district titles, four consecutive regional crowns and three state championships (2006, 2007 and 2008) ... Helped the Cougars make it back to the state title game in 2009.

SUMMER BALL

Played for Tennessee Rampage and the Tennessee Ballhawks.

PERSONAL

Is the daughter of Jeff and Shawn Nidiffer ... Born on Sept. 11, 1992 ... Received numerous academic awards ... Was among the Top 20 percent in her senior class.



22 Leah Taylor

**Sophomore -R/R -2B/OF
Brownsville, Tenn.
Tennessee**

PREVIOUS SCHOOL

Transferred from Tennessee to UT Martin ... Helped the Lady Vols advance to the Women's College World Series .. The team was 49-15 overall and 17-8 in the SEC ... Saw action in 42 games ... Batted .333 and scored 13 runs.

HIGH SCHOOL

Was a four-time All-District 14-AA selection ... Named to the All-District 14-AA All-Tournament team ... Helped guide Haywood County to the 2006 state tournament ... Won the District 14-AA golf tournament her sophomore year ... Competed in the state golf tournament two years.

SUMMER BALL

Played ASA 16-U softball for the Fury Fastpitch ... Helped the team with the ASA Southern nationals in Altamonte Springs, Fla., in 2008 ... Was part of the same team to make its first-ever appearance at the 18-U Gold Nationals in Oklahoma City, Okla.

PERSONAL

Is the daughter of Barrow and Julie Taylor ... Born on March 12, 1991 ... Majoring in marketing ... Was Beta Club president in high school ... Valedictorian of her senior class ... Delegate to Volunteer Girls State ... Received U.S. Army Reserve National Scholar-Athlete Award ... Was on the Youth Leadership team ... Was a member of Insouth Junior Bank Board ... Helps out at Vacation Bible school and participates in church events ... Grandfather, Bill Taylor, played football for Gen. Robert Neyland at Tennessee.



9 Kayla Wade

**Freshman -L/R- OF
Swansea, Ill.
Belleville East HS**

HIGH SCHOOL

Won the Bob Baldwin Award for top female multi-sport athlete ... Was a four-year member of the golf and softball teams ... Was a three-year starter for the softball team ... Voted first team all-conference as a senior ... Batted .405 with 12 extra base hits and drove in 23 runs ... Stole 23 bases.

SUMMER BALL

Played for the Comets and Midland Magic.

PERSONAL

Is the daughter of David and Kathy Wade ... Born on Aug. 29, 1991 ... Is still deciding on her academic major ... Named Student of the Month and Student of the Triad in high school.



Looking back at 2010

Skyhawks win 2010 OVC regular season crown, sport nation's 8th best winning percentage

The University of Tennessee at Martin softball team will look back at 2010 and remember hosting the Ohio Valley Conference postseason tournament. Four games in three days; three one-run games; and then a nightmare - a 10-1 loss to Jacksonville State in the championship - that still haunts players such as Kate Vanderham, Chelsea Cary, Laurie Lindow, Jordan Garrett and Megan Latimer.

"That loss hurt," head coach Donley Canary said. "I think the girls are in a state of shock."

In the bottom of the fifth inning the Skyhawks managed to get a runner to second base, but any thoughts of a rally vanished with three fly balls. Jacksonville State scored 10 runs, banged out 13 hits and smashed four home runs. The Skyhawks, who had lived by the long ball all season, managed just five hits and one run.

On Sunday afternoon, after the dust had settled and most students vacated their on-campus apartments, the Skyhawks lingered, waiting for the NCAA selection show. Would the Skyhawks hear their name called and claim a berth in their second straight NCAA regional tournament?

"I kind of knew what was going to happen, but you still don't like to admit it," Canary said.

Canary's hunch became reality. The Skyhawks were not among the 64 teams in the nation to hear their name called on the selection show.

"When we were playing well, I think we were one of the best 64 teams in the country," Canary said. "Some teams got in that we don't think were justified. I think we could have made a good showing if we had gotten in. But we can't live in the past."

The Skyhawks finished 2010 with a 47-11 won-loss record, the eighth best winning percentage in the nation and the 14th most wins in the country.

"You win 47 games and you would expect to get in the NCAA Tournament," Canary said. "You only play the schedule you are dealt, especially when you are playing tournaments."

The Skyhawks opened the season with nine consecutive wins which included three shutouts. The Skyhawks suffered their first loss of the season when they were blanked by Ball State, 5-0. The Skyhawks also suffered two consecutive losses to Kennesaw State and Winthrop.

After the two losses, the Skyhawks edged Ole Miss and rattled off 11 more consecutive victories. The Skyhawks opened OVC play with an 18-3 record and swept the conference opening series against Eastern Kentucky and then



earned a road split with perennial power, Southern Illinois.

The Skyhawks cruised through the Austin Peay series and lambasted Murray State to improve to 8-0 in the OVC standings, but a road trip to Jacksonville State spoiled the run. The host Gamecocks won the first two games of the three-game series. The Skyhawks won the series finale 9-6 and were 27-6 overall and 8-2 in the OVC. The Skyhawks made the best of a road trip to Cookeville where they won the first two games of the series against Tennessee Tech. The host team blanked the Skyhawks, 6-0, in the finale.

The Skyhawks didn't lose another OVC game until the postseason tournament. Canary's team won 12 consecutive conference games and won the league with a 22-3 won-loss record. Add the Skyhawks' 25-8 non-conference worksheet to the tally and the Skyhawks were 47-11 on the year. The Skyhawks can credit their success to their hitting. When the Skyhawks out-hit their opponents they were 40-0.

You can also track the hitting stats and see that the Skyhawks thrived at the plate. The team hit .311 (22nd in the nation) collectively and seven players hit better than .300. The team piled up 464 hits, 83 doubles and 71 home runs (the 16th most in the nation). The team had a .518 slugging percentage which was the 13th best in the nation.

Senior Megan Williams led the team with a .375 batting average and was named the Ohio Valley Conference Player of the Year. Williams, Megan Van Arsdale, Laura Roberts and Pajj Lintz, all four-year starters and highly decorated players for Canary, wrapped up their careers in that haunting postseason tournament. The four players combined were named to postseason All-OVC teams 10 times in four years.

"We lost some very good players," Canary said. "We have some big holes to fill, but I don't feel like the cupboard is bare."

LOOKING BACK AT 2010

2010 Overall Statistics

Record: 47-11 Home: 18-2 Away: 12-6 Neutral: 17-3 : 22-3

Player	avg	gp-gs	ab	r	h	2b	3b	hr	rbi	tb	sig%	bb	hp	so	gdp	ob%	sf	sh	sb-att	po	a	e	fld%
11 WILLIAMS, Mega	.375	58-57	192	39	72	11	1	13	37	124	.646	11	3	14	0	.417	0	4	7-9	43	3	1	.979
21 MATHIS, Kalah	.336	52-47	131	25	44	10	0	1	14	57	.435	9	1	15	0	.383	0	2	15-17	32	3	3	.921
1 BAIN, Jenny	.330	58-58	185	41	61	12	0	11	45	106	.573	15	1	10	1	.383	0	0	2-6	94	97	12	.941
9 ROBERTS, Laura	.327	57-57	165	36	54	10	0	9	38	91	.552	24	1	18	0	.416	0	1	8-10	69	74	9	.941
15 WILLIAMS, Becca	.316	14-4	19	3	6	2	1	1	1	13	.684	2	1	2	0	.409	0	1	0-0	6	6	1	.923
8 VANDERHAM, Kat	.303	55-53	122	25	37	4	1	8	33	67	.549	35	3	25	0	.469	0	2	3-4	3	46	5	.907
3 GARRETT, Jordan	.303	55-54	142	43	43	8	2	9	29	82	.577	16	4	25	0	.384	2	6	15-17	68	18	6	.935
24 CARY, Chelsea	.292	58-58	171	28	50	5	2	1	20	62	.363	15	0	18	0	.349	0	17	12-15	397	15	3	.993
12 VAN ARSDALE, M	.292	58-58	161	32	47	12	0	5	22	74	.460	18	3	22	0	.372	1	6	4-5	50	120	8	.955
27 LINDOW, Laurie	.287	52-49	129	12	37	9	0	8	39	70	.543	17	3	13	0	.375	3	2	1-1	284	27	4	.987
4 GOURDIER, Jessi	.250	20-1	4	3	1	0	0	0	0	1	.250	4	0	2	0	.625	0	0	0-0	9	0	0	1.000
5 LATIMER, Megan	.216	24-17	37	5	8	0	0	4	9	20	.541	4	3	12	0	.341	0	2	1-2	13	1	0	1.000
44 DUKE, Erica	.160	10-9	25	2	4	0	0	1	3	7	.280	1	0	3	0	.192	0	2	0-0	55	5	0	1.000
2 GREENWOOD, Le	.000	4-0	5	0	0	0	0	0	0	0	.000	0	0	2	0	.000	0	0	0-0	0	11	1	.917
32 DRISKELL, Erin	.000	42-0	2	14	0	0	0	0	0	0	.000	0	0	0	0	.000	0	0	5-6	1	0	0	1.000
22 BYRD, Ashley	.000	32-0	2	12	0	0	0	0	0	0	.000	0	0	1	0	.000	0	0	1-2	0	0	0	.000
14 WOLAVER, Tori	.000	8-0	1	2	0	0	0	0	1	0	.000	1	0	0	0	.500	0	0	0-0	2	0	0	1.000
Totals	.311	58	1493	322	464	83	7	71	291	774	.518	172	23	182	1	.389	6	45	74-94	1135	461	58	.965
Opponents	.230	58	1444	155	332	49	7	28	145	479	.332	103	22	325	0	.291	4	32	41-55	1090	520	76	.955

LOB - Team (329), Opp (318). DPs turned - Team (11), Opp (19). TPs turned - Team (0), Opp (1). CI - Team (1), LINDOW, Laur 1.
Picked off - GARRETT, Jor 1.

(All games Sorted by Earned run avg)

Player	era	w-l	app	gs	cg	sho	sv	ip	h	r	er	bb	so	2b	3b	hr	b/avg	wp	hp	bks	sfa	sha
8 VANDERHAM, Kat	1.65	16-4	26	16	9	5/1	1	139.2	111	44	33	30	98	17	2	8	.213	6	6	0	2	12
7 LINTZ, Paij	2.11	25-3	38	29	19	5/1	2	172.1	146	68	52	57	174	19	3	14	.225	4	10	0	0	17
13 JONES, Chelsea	2.86	5-4	13	9	3	1/2	0	44.0	44	23	18	10	43	9	1	5	.250	5	3	3	0	2
2 GREENWOOD, Le	4.70	1-0	11	4	1	0/2	0	22.1	31	20	15	6	10	4	1	1	.316	1	3	0	2	1
Totals	2.18	47-11	58	58	32	14/3	3	378.1	332	155	118	103	325	49	7	28	.230	16	22	3	4	32
Opponents	4.74	11-47	58	58	27	3/1	0	363.1	464	322	246	172	182	83	7	71	.311	32	23	9	6	45

PB - Team (14), LINDOW, Laur 12, DUKE, Erica 2, Opp (16). Pickoffs - Team (4), LINDOW, Laur 3, DUKE, Erica 1, Opp (1).
SBA/ATT - LINDOW, Laur (31-42), LINTZ, Paij (19-25), VANDERHAM, K (13-18), DUKE, Erica (10-12), JONES, Chels (6-8),
GREENWOOD, L (3-4).

LOOKING BACK AT 2010

2010 Ohio Valley Conference Statistics

Record: 22-3 Home: 12-0 Away: 10-3 : 22-3

Player	avg	gp-gs	ab	r	h	2b	3b	hr	rbi	tb	slg%	bb	hp	so	gdp	ob%	sf	sh	sb-att	po	a	e	fld%
15 WILLIAMS, Becca	.500	2-0	2	1	1	0	1	0	0	3	1.500	0	0	0	0	.500	0	0	0-0	0	0	0	.000
21 MATHIS, Kalah	.338	25-24	71	14	24	6	0	0	7	30	.423	3	0	8	0	.365	0	1	9-11	21	1	1	.957
5 LATIMER, Megan	.333	4-1	3	1	1	0	0	1	1	4	1.333	0	0	1	0	.333	0	0	0-0	0	0	0	.000
8 VANDERHAM, Kat	.328	25-25	61	11	20	3	1	2	18	31	.508	17	0	10	0	.474	0	0	2-2	1	15	1	.941
11 WILLIAMS, Mega	.326	25-25	86	17	28	3	0	4	13	43	.500	5	2	7	0	.376	0	3	4-4	22	1	0	1.000
12 VAN ARSDALE, M	.319	25-25	69	12	22	7	0	3	13	38	.551	7	1	5	0	.385	1	4	1-1	16	64	4	.952
3 GARRETT, Jordan	.306	25-25	62	19	19	3	0	4	16	34	.548	5	3	11	0	.380	1	5	6-8	31	0	1	.969
9 ROBERTS, Laura	.306	25-25	72	12	22	5	0	2	11	33	.458	11	0	7	0	.398	0	1	4-5	35	49	2	.977
1 BAIN, Jenny	.293	25-25	75	13	22	3	0	3	16	34	.453	10	1	5	0	.384	0	0	0-2	46	35	2	.976
24 CARY, Chelsea	.260	25-25	73	8	19	1	0	0	7	20	.274	6	0	7	0	.316	0	9	7-9	171	5	0	1.000
27 LINDOW, Laurie	.258	25-25	62	5	16	4	0	4	16	32	.516	10	1	4	0	.355	3	2	1-1	151	15	1	.994
Totals	.305	25	636	131	194	35	2	23	118	302	.475	74	8	65	0	.382	5	25	37-47	496	201	16	.978
Opponents	.224	25	615	57	138	20	1	13	54	199	.324	56	10	146	0	.299	1	15	13-20	472	242	41	.946

LOB - Team (145), Opp (145). DPs turned - Team (4), Opp (10). CI - Team (1), LINDOW, Laur 1.

(games only Sorted by Earned run avg)

Player	era	w-l	app	gs	cg	sho	sv	ip	h	r	er	bb	so	2b	3b	hr	b/avg	wp	hp	bks	sfa	sha
8 VANDERHAM, Kat	1.42	8-0	11	7	4	2/1	1	59.0	46	14	12	17	46	7	1	4	.214	1	1	0	0	6
7 LINTZ, Pajj	2.02	14-2	19	16	12	4/0	1	100.2	82	34	29	36	97	10	0	8	.220	4	8	0	0	9
13 JONES, Chelsea	4.20	0-1	3	1	0	0/1	0	3.1	6	5	2	1	2	1	0	1	.353	1	0	0	0	0
2 GREENWOOD, Le	12.00	0-0	2	1	0	0/0	0	2.1	4	4	4	2	1	2	0	0	.400	0	1	0	1	0
Totals	1.99	22-3	25	25	16	7/1	2	165.1	138	57	47	56	146	20	1	13	.224	6	10	0	1	15
Opponents	3.92	3-22	25	25	9	1/1	0	157.1	194	131	88	74	65	35	2	23	.305	9	8	0	5	25

PB - Team (4), LINDOW, Laur 4, Opp (7). Pickoffs - Team (2), LINDOW, Laur 2. SBA/ATT - LINDOW, Laur (13-19), VANDERHAM, K (8-10), LINTZ, Pajj (5-10).

LOOKING BACK AT 2010

2010 Results

Date	Opponent	Score	Inns	Overall	Pitcher of record	Attend	Time
Feb 19, 2010	vs Grambling	w 9-0	5	1-0-0	0-0-0 LINTZ, Paj (W 1-0)	35	1:12
Feb 19, 2010	vs Mississippi Valley	w 8-3	7	2-0-0	0-0-0 VANDERHAM, K (W 1-	35	1:12
Feb 20, 2010	vs Saint Louis	w 9-0	5	3-0-0	0-0-0 JONES, Chels (W)	50	1:34
Feb 20, 2010	vs Jackson State	w 6-4	7	4-0-0	0-0-0 LINTZ, Paj (W)	111	1:20
Feb 21, 2010	at Southeastern La.	w 8-3	7	5-0-0	0-0-0 VANDERHAM, K (W 2-	111	1:58
Feb 26, 2010	vs Georgetown	w 9-1	5	6-0-0	0-0-0 LINTZ, Paj (W 3-0)	35	1:20
Feb 26, 2010	vs Central Conn. St.	w 6-2	7	7-0-0	0-0-0 JONES, Chels (W 2-0)	20	1:46
Feb 27, 2010	vs East Tennessee State	w 5-2	7	8-0-0	0-0-0 VANDERHAM, K (W 3-	45	1:37
Feb 27, 2010	vs Oakland University	w 7-0	7	9-0-0	0-0-0 JONES, Chels (W 3-0)	212	1:48
Feb 28, 2010	vs Ball State	L 0-5	7	9-1-0	0-0-0 LINTZ, Paj (L 3-1)	38	1:47
Mar 05, 2010	vs Bowling Green	w 7-3	7	10-1-0	0-0-0 LINTZ, Paj (W 4-1)	997	1:44
Mar 05, 2010	vs Kennesaw State	L 3-5	7	10-2-0	0-0-0 VANDERHAM, K (L 3-1	997	1:58
Mar 06, 2010	vs Winthrop	L 3-5	7	10-3-0	0-0-0 JONES, Chels (L 3-1)	778	1:44
Mar 06, 2010	vs Mississippi	w 7-6	(9)	11-3-0	0-0-0 LINTZ, Paj (W)	778	2:33
Mar 07, 2010	vs Western Kentucky	w 5-3	7	12-3-0	0-0-0 JONES, Chels (W 4-1)	1230	1:42
Mar 14, 2010	vs Marist	w 13-0	5	13-3-0	0-0-0 LINTZ, Paj (W 6-1)	115	1:41
Mar 14, 2010	vs Manhattan	w 4-0	7	14-3-0	0-0-0 VANDERHAM, K (W 4-	111	1:28
Mar 15, 2010	vs ARMY	w 10-1	5	15-3-0	0-0-0 JONES, Chels (W 5-1)	97	1:40
Mar 15, 2010	vs St. Peter's	w 14-5	5	16-3-0	0-0-0 GREENWOOD, L (W 1-	112	1:55
Mar 16, 2010	vs Akron	w 4-2	7	17-3-0	0-0-0 LINTZ, Paj (W 7-1)	75	1:30
Mar 16, 2010	vs Fairleigh Dickinson	w 9-0	7	18-3-0	0-0-0 VANDERHAM, K (W 5-	75	1:30
* Mar 20, 2010	EASTERN KENTUCKY	w 4-2	7	19-3-0	1-0-0 LINTZ, Paj (W 8-1)	113	1:29
* Mar 20, 2010	EASTERN KENTUCKY	w 1-0	7	20-3-0	2-0-0 VANDERHAM, K (W 6-	117	1:21
Mar 24, 2010	at Southern Illinois	w 4-2	7	21-3-0	2-0-0 VANDERHAM, K (W 7-	134	1:53
Mar 24, 2010	at Southern Illinois	L 3-9	7	21-4-0	2-0-0 JONES, Chels (L 5-2)	142	1:48
* Mar 27, 2010	AUSTIN PEAY	w 6-1	7	22-4-0	3-0-0 VANDERHAM, K (W 8-	125	1:46
* Mar 27, 2010	AUSTIN PEAY	w 5-0	7	23-4-0	4-0-0 LINTZ, Paj (W 9-1)	235	1:22
* Mar 28, 2010	AUSTIN PEAY	w 10-3	7	24-4-0	5-0-0 LINTZ, Paj (W 10-1)	72	2:12
* Mar 30, 2010	MURRAY STATE	w 6-0	7	25-4-0	6-0-0 VANDERHAM, K (W 9-	135	1:39
* Mar 30, 2010	MURRAY STATE	w 11-3	5	26-4-0	7-0-0 LINTZ, Paj (W 11-1)	145	1:40
* Apr 02, 2010	at Jacksonville State	L 5-7	7	26-5-0	7-1-0 JONES, Chels (L 5-3)	197	2:07
* Apr 02, 2010	at Jacksonville State	L 2-10	5	26-6-0	7-2-0 LINTZ, Paj (L 11-2)	197	1:15
* Apr 03, 2010	at Jacksonville State	w 9-6	7	27-6-0	8-2-0 LINTZ, Paj (W 12-2)	234	2:12
* Apr 10, 2010	at Tennessee Tech	w 9-1	5	28-6-0	9-2-0 LINTZ, Paj (W 13-2)	112	1:26
* Apr 10, 2010	at Tennessee Tech	w 3-2	7	29-6-0	10-2-0 VANDERHAM, K (W 10	212	1:51
* Apr 11, 2010	at Tennessee Tech	L 0-6	7	29-7-0	10-3-0 LINTZ, Paj (L 13-3)	212	1:55
Apr 13, 2010	BELMONT	w 8-0	5	30-7-0	10-3-0 VANDERHAM, K (W 11	568	1:23
Apr 13, 2010	BELMONT	w 2-1	7	31-7-0	10-3-0 LINTZ, Paj (W 14-3)	546	1:43
* Apr 14, 2010	at Murray State	w 8-0	7	32-7-0	11-3-0 LINTZ, Paj (W 15-3)	65	2:10
* Apr 17, 2010	EASTERN ILLINOIS	w 3-1	7	33-7-0	12-3-0 LINTZ, Paj (W 16-3)	287	1:38
* Apr 17, 2010	EASTERN ILLINOIS	w 4-1	7	34-7-0	13-3-0 VANDERHAM, K (W 12	247	1:20
* Apr 18, 2010	EASTERN ILLINOIS	w 7-4	7	35-7-0	14-3-0 LINTZ, Paj (W 17-3)	235	2:01
Apr 22, 2010	at Middle Tennessee	L 0-2	7	35-8-0	14-3-0 VANDERHAM, K (L 12-	121	1:30
Apr 22, 2010	at Middle Tennessee	L 3-7	7	35-9-0	14-3-0 JONES, Chels (L 5-4)	136	1:53
* Apr 25, 2010	TENNESSEE STATE	w 7-0	7	36-9-0	15-3-0 LINTZ, Paj (W 18-3)	214	1:40
* Apr 25, 2010	TENNESSEE STATE	w 9-0	5	37-9-0	16-3-0 VANDERHAM, K (W 13	225	1:10
Apr 27, 2010	EVANSVILLE	w 7-2	7	38-9-0	16-3-0 LINTZ, Paj (W 19-3)	194	1:32
Apr 27, 2010	EVANSVILLE	w 8-7	(8)	39-9-0	16-3-0 LINTZ, Paj (W 20-3)	145	2:05
* May 01, 2010	at SE Missouri State	w 4-3	(8)	40-9-0	17-3-0 LINTZ, Paj (W 21-3)	163	2hr
* May 02, 2010	at SE Missouri State	w 5-1	7	41-9-0	18-3-0 VANDERHAM, K (W 14	168	1hr
* May 02, 2010	at SE Missouri State	w 2-0	7	42-9-0	19-3-0 LINTZ, Paj (W 22-3)	168	1hr
* May 08, 2010	at Morehead State	w 5-4	7	43-9-0	20-3-0 LINTZ, Paj (W 23-3)	323	2:11
* May 08, 2010	at Morehead State	w 3-1	7	44-9-0	21-3-0 VANDERHAM, K (W 15	323	1:42
* May 09, 2010	at Morehead State	w 3-1	7	45-9-0	22-3-0 LINTZ, Paj (W 24-3)	303	1:57
May 13, 2010	EASTERN ILLINOIS	w 3-2	7	46-9-0	22-3-0 LINTZ, Paj (W 25-3)	635	1:45
May 14, 2010	JACKSONVILLE STATE	L 4-5	7	46-10-0	22-3-0 VANDERHAM, K (L 15-	415	1:38
May 15, 2010	TENNESSEE TECH	w 2-1	7	47-10-0	22-3-0 VANDERHAM, K (W 16	258	1:36
May 15, 2010	JACKSONVILLE STATE	L 1-10	5	47-11-0	22-3-0 VANDERHAM, K (L 16-	265	1:35

* = Conference game

() extra inning game

LOOKING BACK AT THE OHIO VALLEY CONFERENCE IN 2010

2010 Ohio Valley Conference Standings

Team	OVC		OVERALL	
	W-L-T	Pct	W-L-T	Pct
UT Martin	22-3-0	.880	47-11-0	.810
Jacksonville State	13-6-0	.684	30-19-0	.612
Morehead State	14-9-0	.609	27-24-0	.529
Eastern Illinois	12-10-0	.545	24-27-0	.471
Murray State	11-11-0	.500	22-29-0	.431
Tennessee Tech	11-12-0	.478	28-30-0	.483
Eastern Kentucky	9-14-0	.391	15-34-0	.306
Austin Peay	8-14-0	.364	16-35-0	.314
Tennessee State	6-16-0	.273	11-34-0	.244
Southeast Missouri	6-17-0	.261	17-31-0	.354

2010 Individual and Team Statistical Leaders

Batting Average		Hit By Pitch		4. Southeast Missouri	.358
1. Megan Williams, UTM	.375	1. DeAnn Horswill, EKU	22	5. Morehead State	.333
2. Hillary Downs, JSU	.370	2. Nikki Bruce, ECU	11		
3. Chrissy O'Neal, JSU	.360	3. Ellyn Troup, MUR	10	Runs Scored	
4. Denee' Menzione, EIU	.357	4. Brittany Webb, TSU	10	1. UT Martin	322
5. Nicole Troncoso, SEMO	.345	5. Whitney Cummings, TTU	9	2. Jacksonville State	254
				3. Murray State	239
Slugging Percentage		Earned Run Average		4. Tennessee Tech	217
1. Hillary Downs, JSU	.675	1. Kate Vanderham, UTM	1.70	5. Morehead State	206
2. Megan Williams, UTM	.646	2. Pajj Lintz, UTM	2.11		
3. Denee' Menzione, EIU	.628	3. Maddie Schmisrauter, TTU	2.20	Hits	
4. Jordan Garrett, UTM	.577	4. Alex Gjevre, MOR	2.20	1. UT Martin	464
5. Jenny Bain, UTM	.573	5. Amber May, EIU	2.49	2. Tennessee Tech	381
				3. Jacksonville State	381
On Base Percentage		Opposing Batting Average		4. Southeast Missouri	336
1. Kate Vanderham, UTM	.469	1. Kristin Perry, EKU	.195	5. Murray State	335
2. Denee' Menzione, EIU	.465	2. Kate Vanderham, UTM	.214		
3. Chrissy O'Neal, JSU	.442	3. Alex Gjevre, MOR	.221	Runs Batted In	
4. Ellyn Troup, MUR	.436	4. Amber May, EIU	.222	1. UT Martin	290
5. Chanelle Spalding, TTU	.431	5. Pajj Lintz, UTM	.225	2. Jacksonville State	232
				3. Murray State	208
Runs Scored		Strikeouts		4. Tennessee Tech	183
1. Jordan Garrett, UTM	43	1. Alex Gjevre, MOR	202	5. Morehead State	178
2. Chrissy O'Neal, JSU	41	2. Pajj Lintz, UTM	174		
3. Jenny Bain, UTM	41	3. Amber May, EIU	172	Home Runs	
4. Megan Williams, UTM	39	4. Holly Thomas, TTU	143	1. UT Martin	71
5. Megan Glosser, MUR	37	5. Kristin Perry, EKU	142	2. Jacksonville State	65
				3. Tennessee Tech	37
Hits		Wins		4. Murray State	33
1. Megan Williams, UTM	72	1. Pajj Lintz, UTM	25	5. 2 tied at	30
2. Melody Christian, TTU	63	2. Ashley Eliasson, JSU	21		
3. Jenny Bain, UTM	61	3. Amber May, EIU	17	Walks	
4. Chrissy O'Neal, JSU	59	4. Kate Vanderham, UTM	16	1. Murray State	196
5. Nicole Troncoso, SEMO	58	5. Holly Thomas, TTU	15	2. UT Martin	172
				3. Southeast Missouri	159
Runs Batted In (RBI)		Batting Average		4. Tennessee Tech	148
1. Jenna Bradley, MUR	49	1. UT Martin	.311	5. Morehead State	143
2. Jenny Bain, UTM	44	2. Jacksonville State	.292		
3. Callie Schmidt, TTU	43	3. Southeast Missouri	.267	Earned Run Average	
4. Laurie Lindow, UTM	39	4. Murray State	.252	1. UT Martin	2.20
		5. Eastern Kentucky	.251	2. Morehead State	2.66
Home Runs		Slugging Percentage		3. Jacksonville State	2.94
1. Megan Williams, UTM	13	1. UT Martin	.518	4. Tennessee Tech	3.02
2. Jenna Bradley, MUR	12	2. Jacksonville State	.485	5. Eastern Illinois	3.19
3. Whitney Cummings, TTU	12	3. Murray State	.372		
4. Hillary Downs, JSU	12	4. Tennessee Tech	.365	Strikeouts	
5. Jenny Bain, UTM	11	5. Morehead State	.356	1. Tennessee Tech	316
				2. Austin Peay	312
Walks		On Base Percentage		3. Murray State	306
1. Kate Vanderham, UTM	35	1. UT Martin	.389	4. Eastern Illinois	290
2. Jenna Bradley, MUR	33	2. Jacksonville State	.368	5. Eastern Kentucky	262
3. Kaleigh Gates, TTU	29	3. Murray State	.361		
4. Alex Ramirez, SEMO	28				

2010 All-OVC Honors

Player of the Year Megan Williams, UTM
 Pitcher of the Year Pajj Lintz, UTM
 Freshman of the Year Amber Riddle, MOR
 Coach of the Year Donley Canary, UTM

First Team

P - Pajj Lintz UTM
 P - Alex Gjevre MOR
 C - Jena Handley ECU
 C - Laurie Lindow UTM
 IF - Jenny Bain UTM
 IF - Laura Roberts UTM
 IF - Sallie Beth Burch JSU
 IF - Kiley Holtz EIU
 OF - Megan Williams UTM
 OF - Hillary Downs JSU
 OF - Chrissy O'Neal JSU
 UTIL/DP - Kate Vanderham UTM

Second Team

P - Holly Thomas TTU
 P - Amber May EIU
 IF - Megan Van Arsdale UTM
 IF - Ellyn Troup MUR
 IF - Kayla Ashbrook MOR
 IF - Amber Riddle MOR
 IF - Brittany Webb TSU
 IF - Rebecca Butler MOR
 OF - Kaleigh Gates TTU
 OF - Diane Gallagher ECU
 OF - Jenna Bradley MUR
 UTIL/DP - Caitlin Eaton TSU

All Newcomer Team

Kate Vanderham UTM
 Ellyn Troup MUR
 Kalah Mathis UTM
 Sallie Beth Burch JSU
 Jordan Garrett UTM
 Jenna Bradley MUR
 Amanda Crow JSU
 Amber Riddle MOR
 Melody Chrisitan TTU
 Kayla Ashbrook MOR
 Chanelle Spalding TTU
 Megan Glosser MUR

PLAYERS & PITCHERS OF THE WEEK

Player	Date	Pitcher
Chrissy O'Neal, JSU	2/15	Hilary Phillips, JSU
Renee Kertz, SEMO		Whitney Dupuis, SEMO
Jenny Bain, UTM	2/22	Pajj Lintz, UTM
Callie Schmidt, TTU	3/1	Chelsea Jones, UTM
Jenny Bain, UTM	3/8	Alex Gjevre, MOR
		Maddie Schmisrauter, TTU
Megan Williams, UTM	3/15	Kristin Perry, ECU
Laurie Lindow, UTM	3/22	Kate Vanderham, UTM
Kiley Holtz, EIU	3/29	Amber May, EIU
Amanda Crow, JSU	4/5	Morgan Brewer, APSU
Shine Huwe, APSU	4/12	Ashley Eliasson, JSU
Hillary Downs, JSU	4/19	Alex Gjevre, MOR
		Pajj Lintz, UTM
Kiley Holtz, EIU	4/26	Holly Thomas, TTU
Kate Vanderham, UTM	5/3	Pajj Lintz, UTM
Chrissy O'Neal, JSU	5/10	Ashley Eliasson, JSU

SKYHAWKS OF DISTINCTION

OVC PLAYER OF THE YEAR

Megan Williams (OF) 2010

OVC PITCHER OF THE YEAR

Paij Lintz 2010

OVC COACH OF THE YEAR

Donley Canary 2010

FIRST TEAM ALL-OVC

Paij Lintz (P) 2010
 Laurie Lindow (C) 2010
 Jenny Bain (IF) 2010
 Laura Roberts (OF) 2010
 Megan Williams (OF) 2010
 Kate Vanderham (P) 2010
 Jenny Bain (IF) 2009
 Megan Williams (OF) 2009
 Ashley Benbow (OF) 2007
 Savannah Roberts (C) 2006
 Justine Pineda (OF) 2006
 Kristin Runyan (IF) 2005
 Megan Mizell (UTL) 2005
 Jennifer Young (LF) 2004
 Nicole Davis (UTL) 2003
 Kristin Runyan (IF) 2003
 Melissa Rudy (UTL) 2000
 Jessica Crosser (UTL) 1998
 Jessica Crosser (UTL) 1997
 Paige Cook (UTL) 1995

SECOND TEAM ALL-OVC

Megan Van Arsdale (IF) 2010
 Laura Roberts (OF) 2009
 Ashley Benbow (OF) 2008
 Paij Lintz (P) 2008
 Megan Williams (OF) 2008
 Savannah Roberts (C) 2007
 Brandy Whalen (OF) 2006
 Nicole Davis (P) 2005
 Brandy Whalen (OF) 2005
 Nicole Davis (P) 2004
 Kristin Runyan (SS) 2004
 Sarah Daws (C) 2003
 Kendra Kosco (P) 2003
 Meredith Ramsey (OF) 2003
 Kendra Kosco (P) 2002
 Angela Baize (OF) 2002
 Amy Harclerode (UTL) 2002
 Jennifer Robison (IF) 2001
 April Leatherwood (IF) 2001



The 2009 Skyhawks claimed the program's first-ever OVC Tournament championship and NCAA Tournament berth. The team was also the first team to ever win the OVC Tournament as the No. 4 seed and the first to come back after losing the opening game to run the table and claim the tournament crown.



The 2010 Skyhawks posted a 47-11 won-loss record and had the 8th best winning percentage in the country. The team won its first Ohio Valley Conference regular season title. Members of the team included (back row, from left) assistant coach Kevin Creech, Tori Wolaver, Paij Lintz, Victoria Wallace, Jessica Gourdir, Kate Vanderham, Chelsea Cary, Lauri Lindow, Kalah Mathis, Becca Williams, Chelsea Jones, head coach Donley Canary; (front row, from left) Megan Williams, Erin Driskell, Megan Van Arsdale, Megan Latimer, Jordan Garrett, Jenny Bain, Leevie Greenwood, Laura Roberts, Ashley Boyd, Erica Duke and assistant coach Sarah Daws.

Jessica Crosser (P) 1998
 Jennifer Robison (UTL) 1998
 Paige Cook (IF) 1997
 Janee' Heath (IF) 1996
 Paige Cook (UTL) 1996
 Cindy Sturgill (C) 1996
 Janee' Heath (C) 1995
 Bridgette Baker (OF) 1995

Jessica Crosser (P) 1997
 Bridgette Baker (OF) 1997
 Kim Rucker (OF) 1996
 Danelle Kimes (IF) 1995

OVC ALL-NEWCOMER

Kate Vanderham (P) 2010
 Kalah Mathis (OF) 2010
 Jordan Garrett (OF) 2010
 Jenny Bain (IF) 2009
 Chelsea Cary (IF) 2008
 Ashley Benbow (OF) 2007
 Paij Lintz (P) 2007
 Laura Roberts (IF) 2007
 Justine Pineda (OF) 2006
 Savannah Roberts (C) 2006

ALL-OVC HONORABLE MENTION

Angela Baize (OF) 2003
 Stephanie Paris (IF) 2002
 Sarah Daws (C) 2002
 Jennifer Herron (OF) 2001
 Misty Miles (SS) 2000
 Tracy Fryer (P) 2000

SKYHAWKS OF DISTINCTION

Ashley Myatt (P) 2006
Ashton Strode (P) 2006

OVC TOURNAMENT MVP

Kara Harper 2009

OVC ALL-TOURNAMENT

Megan Van Arsdale 2010
Laurie Lindow 2010
Kate Vanderham 2010
Kara Harper 2009
Laurie Lindow 2009
Savannah Roberts 2009
Megan Van Arsdale 2009
Brittany Nash 2007

OVC ALL-TOURNAMENT

Christa Webb 2006
Nicole Davis 2005
Kristin Runyan 2005
Fallon Lowery 2005
Jennifer Young 2004
Angela Baize 2004
Allison Buckley 2004
Nicole Davis 2004
Meredith Ramsey 2002
Paige Cook 1997
Jessica Crosser 1997
Paige Cook 1996
Danelle Kimes 1994

OVC FRESHMAN OF THE YEAR

Jenny Bain (IF) 2009
Ashley Benbow (OF) 2007

OVC MEDAL OF HONOR

Destiny Tite 2009-10
Jenny Bain 2009-10
Chelsea Cary 2009-10
Jessica Gourdier 2009-10
Chelsea Jones 2009-10
Megan Latimer 2009-10
Paij Lintz 2009-10
Kalah Mathis 2009-10
Laura Roberts 2009-10
Megan Williams 2009-10
Victoria Wolaver 2009-10
Chelsea Cary 2007-08
Paij Lintz 2007-08
Riley Pace 2007-08

OVC Commissioner's Honor Roll

2009-10 (11)

Jenny Bain
Chelsea Cary
Jessica Gourdier
Chelsea Jones
Megan Latimer
Paij Lintz
Kalah Mathis
Laura Roberts
Destiny Tite
Megan Williams
Tori Wolaver

2008-09 (12)

Chelsea Cary
Erica Duke
Jessica Gourdier
Tera Gwaltney
Chelsea Jones
Megan Latimer
Paij Lintz
Greer Long
Laura Roberts
Destiny Tite
Megan Van Arsdale
Victoria Wolaver

2007-08 (13)

Chelsea Cary
Kelsey Davis
Kara Harper
Amber Hayes
Megan Latimer
Paij Lintz
Riley Pace
Laura Roberts
Megan Van Arsdale

2006-07 (13)

Brittany Burkett
Kara Harper
Paij Lintz
Greer Long
Lauren Manna
Brittany Nash

2005-06 (9)

Riley Pace
Laura Roberts
Ashton Strode
Holly Templeton
Megan Van Arsdale
Stacey Weaver
Megan Williams

2004-05 (10)

Maghan Brown
Allison Buckley
Kara Harper
Ashley Myatt
Riley Pace
Holly Templeton
Stacey Weaver
Christa Webb
Brandy Whalen

2003-04 (13)

Angela Baize
Allison Buckley
Bethany Buttrey
Sarah Daws
Ashley Ruggles
Kristin Runyan
Meagen Sturdivant
Kelly Swafford
Holly Templeton
Christa Webb
Emily Webb
Brandy Whalen
Jennifer Young

2002-03 (12)

Angela Baize
Allison Buckley
Bethany Buttrey
Megan Dempsey
Kristin Hogan
Kendra Kosco
Linsey Moffitt
Meredith Ramsey
Kristin Runyan
Andrea Rushing
Kelly Swafford
Brandy Whalen

2001-02 (5)

Angela Baize
Beth Buttrey
Beth Elliott
Kendra Kosco
Andrea Rushing

2000-01 (6)

Angela Baize
Beth Elliott
Molly McKinney
Jordan Myers
Andrea Rushing
Courtney Wilson

1999-2000 (3)

Magen Darby
Alicia Haley
Melissa Rudy

1998-99 (5)

Niki Foster
Alicia Haley
Jenny Sue Henry
Mary Jerman
Missy Rudy
1997-98 (3)
Jessica Crosser
Alicia Haley
Sherri Pollard

1996-97 (6)

Bridgette Baker
Cherity Berry
Crystal Cook
Alicia Haley
Sheri Pollard
Rhonda White

1995-96 (11)

Bridgette Baker
Cherity Berry
Crystal Gook
Jessica Crosser
Janee Heath
Kimberly Jones
Kristy Jones
Sherri Pollard
Cynthia Sturgill
Tammy Turner
Rhonda White

1994-95 (9)

Laura Chambers
Paige Cook
Tiffany Craig
Janee Heath
Melanie Hix
Danielle Kimes
Sherri Pollard
Tammy Turner
Rhonda White

1993-94 (9)

Bridgette Baker
Paige Cook
Tiffany Craig
Nicole Glass
Kimberly Dawn Jones
Kristy Jones
Danielle Kimes
Tammy Turner
Rhonda White

Megan Van Arsdale 2007-08
Paij Lintz 2006-07
Riley Pace 2006-07
Laura Roberts 2006-07
Riley Pace 2005-06
Christa Webb 2005-06
Meagen Sturdivant 2003-04
Kelly Swafford 2003-04
Kendra Kosco 2002-03
Marione Parson 2001-02

Beth Elliot 2000-01
Alicia Haley 1999-00
Alicia Haley 1998-99
Mary Jerman 1998-99
Alicia Haley 1997-98
Sherri Pollard 1997-98
Bridgette Baker 1996-97
Kimberly Jones 1995-96

ALL-TIME ROSTER

• A •

Alfaro, Alexa (Util.) Bolingbrook, Ill. 2011
Aleshire, Kay (OF) Clinton, Ky. 1985
Aycock, LaDon (OF) Athens, Ala. 1990

• B •

Bain, Jenny (SS) Hendersonville, Tenn. 2009 - A
Baker, Bridgette (OF) Camden, Tenn. 1994-97
Baker, Laurie (C/SS) Dyersburg, Tenn. 1987
Baize, Angela (SS/2B/OF) Drummonds, Tenn. 2001-04
Barnard, Patty (2B/C/OF) Troy, Tenn. 1987
Baumann, Heidi (OF) Clarksville, Tenn. 1991
Bell, Karen (IF/SS) Waverly, Tenn. 1985
Benbow, Ashley (OF) Memphis, Tenn. 2007-08
Bendle, Brianne (P) Amsterdam, Ohio 1999
Berry, Cherity (C/3B) Coulterville, Ill. 1996-97
Biggerstaff, Lydia (1B, 3B) Nashville, Tenn. 2011
Black, Amber (SS/2B) Loudon, Tenn. 2002
Brandenburg, Amanda Camden, Tenn. 2011
Bringle, Cindy (P/IF/1B) Covington, Tenn. 1988, 90-91
Brown, Kristin (C/IF) Livingston, Tenn. 1987
Brown, Maghan (OF) Waverly, Tenn. 2005-06
Buckley, Allison (P) Wildwood, Mo. 2002-05
Burkett, Brittany (OF) Eads, Tenn. 2007
Buttrey, Beth (C/UT) Martin, Tenn. 2001-04
Byrd, Ashley (OF) Martin, Tenn. 2007-10

• C •

Carroll, Penny (3B/OF) Hohenwald, Tenn. 1999-00
Cary, Chelsea (IF) Erin, Tenn. 2008 - A
Carter, Lori (OF) Martin, Tenn. 1985
Chambers, Mahlon (3B) Adamsville, Tenn. 1995
Chandler, Shana (C/OF) Tilden, Ill. 1997
Chesney, Megan (3B) Murfreesboro, Tenn. 2011
Chessor, Jennifer (OF) Centerville, Tenn. 1998-99
Clark, Sabrina (2B/OF) Dyer, Tenn. 2000
Cook, Paige (P/SS/1B) Covington, Tenn. 1994-97
Cox, Michelle (3B/OF) Atoka, Tenn. 1993
Craig, Tiffany (P) Mascoutah, Ill. 1992-95
Crosser, Jessica (P/1B) Waverly, Tenn. 1996-98
Cunningham, Patti (OF/1B) Nashville, Tenn. 1986

• D •

Dacus, Leah (P/1B) New Johnsonville, Tenn. 1998
Daniels, Sharon (C/OF) Memphis, Tenn. 1988, 90-91
Darby, Magen (SS/1B) Paris, Tenn. 2000
Davidson, Jackie (SS/3B) Covington, Tenn. 1990-92
Davis, Nicole (P/1B) Alpine, Calif. 2002-05
Daws, Sarah (C) Brentwood, Tenn. 2001-04
Dawson, Nancy (P/IF/OF) Dickson, Tenn. 1992
Dempsey, Megan (3B) Columbia, Tenn. 2003
Deverell, Lori (OF/1B/CF) Covington, Tenn. 1990-93

Doctor, Jennifer (IF) Memphis, Tenn. 1990
Dodson, Kelle (1B/IF) New Johnsonville, Tenn. 1986-87
Driskell, Erin (OF/P) Chatham, Ill. 2009 -10
Duffett, Laura (3B/OF) Memphis, Tenn. 1991
Duke, Erica Manchester, Tenn. 2009 - A

• E •

Elam, Cindy (P/SS/IF/OF) Munford, Tenn. 1986-88
Elliott, Beth (OF) Dover, Tenn. 1999-02
Elliott, Petey (OF/SS) Memphis, Tenn. 1985
Ellis, Jennifer (SS) Springfield, Tenn. 1993

• F •

Forgy, Jill (OF/2B) Martin, Tenn. 1985
Fortner, Caroline (3B) McKenzie, Tenn. 1998
Foster, Niki (1B/OF) Hendersonville, Tenn. 1998-99
Frey, Linda (P) Mt. Juliet, Tenn. 1992
Fryer, Tracy (P) Steeleville, Ind. 2000-01

• G •

Garrett, Jordan (Util) Clovis, N.M. 2010 - A
Glass, Nikki (C/3B) Covington, Tenn. 1993-94
Goodwin, Leigh Ann (1B) Franklin, Tenn. 1993
Gourdier, Jessica (1B) Mackinaw, Ill. 2009 - 10
Graham, Stacey (1B) Memphis, Tenn. 1988
Gray, Megan Lafayette, Ind. 2011
Greenwood, Leevie (P) Lebanon, Tenn. 2010
Greer, JoLynn (3B/SS) Germantown, Tenn. 1990
Gwaltney, Tera (P) Ripley, Tenn. 2007

• H •

Haley, Alicia (3B/2B/SS) Friendship, Tenn. 1997-00
Hankins, Carrie (SS/OF) Covington, Tenn. 1998
Harclerode, Amy (3B/1B) Tucson, Ariz. 1999-02
Harper, Kara (P) Long Beach, Calif. 2006 - 09
Harrell, Morgan (C, Util.) Calvert City, Ky. 2011
Hayes, Jennifer (OF) Dickson, Tenn. 1992
Heath, Janee' (C/2B/1B) Mayfield, Ky. 1995-96
Henry, Jenny Sue (C/OF) Dickson, Tenn. 1998-99
Herron, Jennifer (OF) Nesbit, Miss. 2000-01
Hix, Melanie (SS/2B) Cedar Hill, Tenn. 1994-95
Hix, Misty (OF) Cedar Hill, Tenn. 1994-95
Hodge, Ashley (2B/OF) Murfreesboro, Tenn. 2005
Hogan, Kristin (OF/SS/C) Paducah, Ky. 2002-05
Holt, Susan (OF/IF) Clarksville, Tenn. 1986-88
Houston, Amy (OF) Paris, Tenn. 1987
Hutchison, Ginger (2B/3B) Clinton, Miss. 1999

• J •

Jones, Chelsea (P) Tullahoma, Tenn. 2009 - A
Jones, Kim (SS/3B) McKenzie, Tenn. 1993-96
Jones, Kristy (OF) McKenzie, Tenn. 1993-96

Joy, Jennifer (P/1B/OF) Covington, Tenn. 1995

• K •

Katchur, Paige (Util.) Franklin, Tenn. 2009
Kimes, Danielle (SS/1B) New Madrid, Mo. 1994-95
King, Emily (OF) Selmer, Tenn. 2002
Kosco, Kendra (P) Herrin, Ill. 2002-03
Kramer, Alana (Util.) Jackson, Tenn. 2011

• L •

Lackey, Kristen (OF) Savannah, Tenn. 2011
Latimer, Megan (OF/Util.) Humboldt, Tenn. 2008 - A
Lavertu, Wendy (OF/BB) Saskatoon, Canada 1986
Leatherwood, April (C/1B) Germantown, Tenn. 1997-00
Lech,Christi (C) Paducah, Ky. 1988
Lee, Lori (P/SS) Sparta, Tenn. 1986
Lewis, Morgan (P, Util.) Indianapolis, Ind. 2011
Lindow, Laurie (C) Crest, Calif. 2007- A
Lintz, Pajj (P) Lewisburg, Tenn. 2007- 10
Litton, Melanie (IF/OF) Lyles, Tenn. 1987-88
Logan, Paula (C/IF/3B/1B) Union City, Tenn. 1985-86
Long, Amanda (OF) St. Jacob, Ill. 2007
Long, Greer (SS) Lawrenceville, Ga. 2006-2009
Litton, Melanie (IF/OF) Lyles, Tenn. 1987-88
Logan, Paula (C/IF/3B/1B) Union City, Tenn. 1985-86
Lowery, Fallon (2B) Ringgold, Ga. 2003-07
Lowery, Kelly (3B/2B) Camden, Tenn. 1998
Lyon, Barbi (OF) Pinckneyville, Ill. 2000

• M •

Manna, Lauren (C) Nashville, Tenn. 2006-07
Malone, Pam (IF) Munford, Tenn. 1985
Martin, Kelli (IF/OF) Memphis, Tenn. 1988
Mathis, Kalah (OF/Util) Chapel Hill, Tenn. 2010
McElvain, Jan (OF) Martin, Tenn. 1985
McGaha, Kathleen (1B/OF) Dayton, Ohio 1990-92
McGriff, Becky (P/IF) Memphis, Tenn. 1988
McKinney, Molly (P) Carbondale, Ill. 2000-01
Melton, Amanda (IF) Dresden, Tenn. 1987
Melton, Cindy (OF) Huntingdon, Tenn. 1987
Miles, Misty (SS) Hendersonville, Tenn. 2000-01
Mizell, Megan (P/1B) Vienna, Ill. 2004-05
Misner, Leslie (2B/3B) Tempe, Ariz. 2001-02
Moffitt, Linsey (3B/2B) LeClaire, Ind. 2002-03
Moore, DeAnn (3B/SS) Greenfield, Tenn. 1987
Moore, Debbie (2B/OF) Rives, Tenn. 1987
Mrozinski, Andrea (IF) Lewisburg, Tenn. 2002-03
Myatt, Ashley (P) Dickson, Tenn. 2006-07
Myers, Jordan (P/OF) Knoxville, Tenn. 2001-02

• N •

Nash, Brittany (OF) Oblong, Ill. 2006-07

ALL-TIME ROSTER

Nidiffer, Stephanie (Util.) . Joelton, Tenn. 2011
Naylor, Mechelle (2B) Bells, Tenn. 1990-92

• O •

Osborne, Kathy (C/IF/OF) . Franklin, Tenn. 1985-86
Osburn, Angela (C/IF) Dickson, Tenn. 1985

• P •

Pace, Riley (C) Hohenwald, Tenn. 2006-2007
Paris, Stephanie (2B/OF) . . Brentwood, Tenn. . . 2002-03
Parkerson, Carole (OF) . . . Nashville, Tenn. 1990
Parkins, Scarlet (P) Milan, Tenn. 1985
Pastula, Leah (OF) Germantown, Tenn. 1991-92
Plunkett, Anita (IF) Dickson, Tenn. 1992
Pollard, Sherri (SS/OF) . . . Pulaski, Tenn. 1995-98
Pratt, Amanda (OF) Knoxville, Tenn. 1988

• R •

Ramsey, Meredith (1B) West. Frankfort, Ill. 2002-03
Reaver, Leslie (OF) Hendersonville, Tenn. 1986-87
Roach, Rae Jean (3B/OF) . Piedmont, Mo. 1991-92
Roberts, Laura (Utility) . . . Johnson City, Ill. . . 2007-10
Roberts, Savannah (C) . . . Nashville, Tenn. . . 2006-2009
Robison, Jennifer (P/1B) . . Tilden, Ill. 1997-01
Rucker, Kim (UTL/OF) Alcoa, Tenn. 1996-98
Rudy, Melissa (P) Mascoutah, Ill. 1999-00
Ruggles, Ashley (OF) Chesterfield, Mo. . . 2003-05
Runyan, Kristin (SS/OF) . . . Overland Park, Kan. 2003-05
Rushing, Andrea (P/UTL) . . Nashville, Tenn. . . . 2000-03

• S •

Shaw, Kerry (OF) Memphis, Tenn. 1988
Shropshire, Tonya (OF/C/CF) Memphis, Tenn. . 1988, 90-91
Sizemore, Tammy (IF/P) . . . Chattanooga, Tenn. 1986-88
Smothers, Tonya (OF) Camden, Tenn. 1997
Spurgeon, Randi (OF) Atoka, Tenn. 1993-96
Stavrum, Vickie (C/IF) Memphis, Tenn. 1986
Sledman, Rebecca (UTL) . . Clarksville, Tenn. 2001
Stoddard, Nikki (P) Southaven, Miss. . . 1990-93
Strode, Ashton (P) Niceville, Fla. 2006-08
Sturgill, Cindy (C/3B) Carbondale, Ill. 1995-96
Swafford, Kelly (P/OF) Dunlap, Tenn. 2003-05
Swearengen, Ginny (C) . . . Crossville, Tenn. . . . 2005-06

• T •

Taylor, Laura Mai (2B) Hickman, Ky. 1985
Taylor, Leah (2B) Brownsville, Tenn. . . 2011
Templeton, Holly (P) Chattanooga, Tenn. 2004-06
Thompson, Amy (OF/C) . . . Union City, Tenn. . . 1985-87
Thompson, Beth (SS/2B) . . Big Sandy, Tenn. . . 1999-00
True, Teresa (OF) Centerville, Tenn. . . 1985-86
Trull, Julie (UTL/OF/2B) . . . Camden, Tenn. . . . 2000-02
Trull, Renee (SS/2B) Camden, Tenn. . . . 1995-97

UTM Softball

Turner, Tammy (2B/SS) . . . McEwen, Tenn. . . . 1993-96

• V •

Van Arsdale, Megan (3B) Garden Grove, Calif. . 2007-10
Vanderham, Kate (P) Brookeville, Fla. . . . 2010 - A

• W •

Wade, Kayla (OF) Swansea, Ill. 2011
Wallace, Victoria (C) Nashville, Tenn. 2010
Weaver, Stacey (SS) Casey, Ill. 2006-2007
Weidman, Tricia (1B) Germantown, Tenn. 1985-86
Webb, Christa (OF) Hohenwald, Tenn. . 2003-06
Webb, Emily (2B/SS/3B) . . Hohenwald, Tenn. . 2003-06
Whalen, Brandy (OF) Franklin, Tenn. . . . 2003-06
Wieber, Suzanne (OF) Ripley, Tenn. 1992
Wilbern, Princess (OF/INF) Memphis, Tenn. 1985, 87-88
Williams, Becca (Util) Murfreesboro, Tenn. 2010 - A
Williams, Megan (OF) Murfreesboro, Tenn. 2007- 10
Williams, Stacy (P/2B/SS) . Camden, Tenn. . . . 1996-99
Wilson, Courtney (C/1B/OF) Galveston, Ind. . . . 2000-01
Wolaver, Tori (Util.) Lynnville, Tenn. . . . 2009 -10
Wright, Natalie (3B/P) Centerville, Tenn. . . . 1985

• Y •

Young, Becky (C/CF/3B) . . Memphis, Tenn. . . . 1990-92
Young, Jennifer (OF) Alpine, Calif. 2003-06

UT MARTIN HALL OF FAME MEMBERS

Jessica Crosser (1996-98) • Inducted 2003

Crosser, from Waverly, Tenn., played softball at UT Martin from 1996-98. In her career she became highly decorated from the Ohio Valley Conference. She was named to the 1996 OVC All-Tournament Team, 1997 All-OVC First Team as a utility player and honorable mention as a pitcher, the 1997 All-OVC Tournament team as a pitcher, along with the 1998 All-OVC First Team as a utility player and second team as a pitcher. She sports a career .341 batting average and finished her career as the holder of three single-season records, all set in 1998. Crosser ended her career with the highest single-season batting average (.341), runs scored (28), and strikeouts (93).



Janeer' Heath (1995-96) • Inducted 2006

Heath, from Mayfield, Ky., played for UT Martin from 1995-96. When Heath finished her career she was the second all-time home run leader in program history with 16 in addition to holding a program record slugging percentage of .711. Heath also still ranks among the career top-10 in singles (112), runs batted in (53) and extra base hits (33).



Kendra Kosco (2002-03) • Inducted 2009

Kosco, from Herrin, Ill., played for head coach Donley Canary from 2002-03. She was a two-time All-Ohio Valley Conference selection and a two-time member of the OVC Commissioner's Honor Roll. Kosco, who was a pitcher, graduated holding the program record for most career strikeouts (304 in only two seasons), best win-loss percentage (.596) and lowest earned run average (1.77).



ALL-TIME SERIES RESULTS

Akron

Overall: 3-1 (.750)

Home: 0-0, Away: 0-0, Neutral: 2-1

Date	Location	W/L
1986	Cape Girardeau, Mo.	L, 16-0
2/7/09	Montgomery, Ala.	W, 3-1
2/8/09	Montgomery, Ala.	W, 11-2
3/16/10	Kissimmee, Fla.	W, 4-2

Alabama State

Overall: 2-0 (1.000)

Home: 0-0, Away: 0-0, Neutral: 2-0

Date	Location	W/L
2/7/09	Montgomery, Ala.	W, 8-2
2/8/09	Montgomery, Ala.	W, 7-2

Alcorn State

Overall: 3-1 (.667)

Home: 0-0, Away: 0-0, Neutral: 3-1

Date	Location	W/L
2/22/97	Monroe, La.	L, 5-2
2/12/06	Hammond, La.	W, 6-0
2/24/07	Natchitoches, La.	W, 14-3
2/16/08	Hammond, La.	W, 4-0

Arkansas State

Overall: 3-1 (.750)

Home: 2-0, Away: 0-1, Neutral: 1-0

Date	Location	W/L
1986	Martin, Tenn.	W, 8-3
1986	Martin, Tenn.	W, 12-3
1986	Jonesboro, Ark.	L, 7-6
1987	Columbus, Ga.	W, 7-3

Arizona

Overall: 0-1 (.000)

Home: 0-0, Away: 0-0, Neutral: 0-1

Date	Location	W/L
5/15/09	Louisville, Ky.	(No. 6) L, 9-3

Army

Overall: 3-0 (1.000)

Home: 0-0, Away: 0-0, Neutral: 3-0

Date	Location	W/L
3/16/98	Orlando, Fla.	W, 6-1
3/13/06	Kissimmee, Fla.	W, 8-2
3/15/10	Kissimmee, Fla.	W, 10-1 (5)

Athens State

Overall: 1-1 (.500)

Home: 0-0, Away: 0-0, Neutral: 1-1

Date	Location	W/L
3/28/92	Florence, Ala.	W
4/3/92	Owensboro, Ky.	L

Austin Peay

Overall: 53-23 (.697)

Home: 36-9, Away: 17-13, Neutral: 0-1, OVCT: 0-1

Date	Location	W/L
1986	Martin, Tenn.	W, 4-3
1986	Martin, Tenn.	W, 7-6
1986	Clarksville, Tenn.	W, 3-1
1986	Clarksville, Tenn.	L, 6-5
1987	Martin, Tenn.	W, 3-2
1987	Clarksville, Tenn.	L, 3-0
3/26/92	Clarksville, Tenn.	W
3/26/92	Clarksville, Tenn.	W
4/8/92	Martin, Tenn.	W

4/8/92	Martin, Tenn.	L
4/24/92	Cape Girardeau, Mo.	W, 2-0
3/26/93	Clarksville, Tenn.	L, 3-0
3/26/93	Clarksville, Tenn.	W, 2-0
4/9/93	Martin, Tenn.	L, 2-0
4/9/93	Martin, Tenn.	W, 3-0
4/24/93	Neutral Site	L, 1-0
4/18/94	Martin, Tenn.	L, 3-0
4/18/94	Martin, Tenn.	W, 5-1
3/26/95	Martin, Tenn.	L, 3-2
3/26/95	Martin, Tenn.	L, 6-5
4/13/95	Martin, Tenn.	L, 14-1
4/13/95	Martin, Tenn.	W, 13-3
4/18/95	Clarksville, Tenn.	W, 4-1
4/18/95	Clarksville, Tenn.	W, 6-3
4/3/96	Clarksville, Tenn.	W, 11-3
4/3/96	Clarksville, Tenn.	L, 4-1
4/17/96	Clarksville, Tenn.	L, 6-3
4/17/96	Clarksville, Tenn.	W, 6-1
4/9/97	Clarksville, Tenn.	W, 6-5
4/9/97	Clarksville, Tenn.	W, 7-3
4/16/97	Martin, Tenn.	W, 2-0
4/16/97	Martin, Tenn.	W, 3-2
3/24/98	Clarksville, Tenn.	L, 8-4
3/24/98	Clarksville, Tenn.	L, 3-0
4/7/98	Martin, Tenn.	W, 2-1 (9)
4/7/98	Martin, Tenn.	W, 1-0
4/25/98	Martin, Tenn.	W, 5-3
4/25/98	Martin, Tenn.	L, 6-0
3/23/99	Martin, Tenn.	W, 10-9
4/1/99	Clarksville, Tenn.	W, 4-1
4/1/99	Clarksville, Tenn.	L, 4-3
4/13/99	Clarksville, Tenn.	W, 9-8
4/13/99	Clarksville, Tenn.	L, 6-2
3/1/00	Martin, Tenn.	W, 8-0
3/1/00	Martin, Tenn.	W, 1-0
3/23/00	Martin, Tenn.	W, 2-1
3/23/00	Martin, Tenn.	W, 7-3
4/5/01	Clarksville, Tenn.	L, 3-1
4/5/01	Clarksville, Tenn.	L, 7-5
4/22/01	Martin, Tenn.	L, 2-0
4/22/01	Martin, Tenn.	W, 8-1
4/2/02	Martin, Tenn.	W, 2-0
4/2/02	Martin, Tenn.	W, 1-0
4/15/03	Clarksville, Tenn.	W, 5-4
4/15/03	Clarksville, Tenn.	L, 3-2
4/22/03	Martin, Tenn.	W, 4-0
5/8/04	Martin, Tenn.	W, 4-1
5/8/04	Martin, Tenn.	W, 8-3
5/9/04	Martin, Tenn.	W, 10-2
4/21/05	Martin, Tenn.	W, 9-2
4/21/05	Martin, Tenn.	L, 5-0
3/23/06	Martin, Tenn.	W, 3-2
3/23/06	Martin, Tenn.	W, 4-1
4/20/06	Clarksville, Tenn.	L, 2-1
4/10/07	Martin, Tenn.	W, 1-0
4/10/07	Martin, Tenn.	W, 7-6
4/26/07	Clarksville, Tenn.	W, 3-1
3/25/08	Clarksville, Tenn.	W, 14-3
3/25/08	Clarksville, Tenn.	W, 8-3
4/24/08	Martin, Tenn.	W, 2-1
4/8/09	Martin, Tenn.	W, 5-2
4/8/09	Martin, Tenn.	W, 3-1

4/23/09	Clarksville, Tenn.	W, 4-3 (9)
3/27/10	Martin, Tenn.	W, 6-1
3/27/10	Martin, Tenn.	W, 5-0
3/28/10	Martin, Tenn.	W, 10-3

Ball State

Overall: 1-1 (.500)

Home: 0-0, Away: 0-0, Neutral: 1-0

Date	Location	W/L
3/1/08	Martin, Tenn.	W, 4-3 (9)
2/28/10	Chattanooga, Tenn.	L, 5-0

Belhaven

Overall: 1-0 (1.000)

Home: 0-0, Away: 0-0, Neutral: 1-0

Date	Location	W/L
3/11/95	Jacksonville, Ala.	W, 1-0

Bellarmino

Overall: 2-2 (.500)

Home: 2-2, Away: 0-0, Neutral: 0-0

Date	Location	W/L
1987	Martin, Tenn.	W, 5-0
1987	Martin, Tenn.	L, 19-3
3/17/92	Martin, Tenn.	W
3/17/92	Martin, Tenn.	L

Belmont

Overall: 15-6 (.714)

Home: 4-3, Away: 8-3, Neutral: 1-0

Date	Location	W/L
2/23/99	Nashville, Tenn.	L, 4-3
2/23/99	Nashville, Tenn.	L, 6-0
4/21/99	Martin, Tenn.	L, 9-1
4/21/99	Martin, Tenn.	L, 9-2
4/1/00	Nashville, Tenn.	W, 4-3
4/1/00	Nashville, Tenn.	W, 1-0
4/21/00	Nashville, Tenn.	W, 7-4
4/21/00	Nashville, Tenn.	W, 9-1
2/21/01	Martin, Tenn.	W, 9-8
2/21/01	Martin, Tenn.	L, 9-7
4/20/01	Nashville, Tenn.	W, 7-4
4/20/01	Nashville, Tenn.	L, 3-2
4/23/02	Nashville, Tenn.	W, 4-1
4/14/04	Martin, Tenn.	W, 2-0
4/14/04	Martin, Tenn.	W, 7-0
2/19/05	Martin, Tenn.	W, 9-0
2/14/08	Murfreesboro, Tenn.	W, 3-1
4/21/09	Nashville, Tenn.	W, 11-2
4/21/09	Nashville, Tenn.	W, 7-4
4/13/10	Martin, Tenn.	W, 8-0 (5)
4/13/10	Martin, Tenn.	W, 2-1

Birmingham Southern

Overall: 1-0 (1.000)

Home: 0-0, Away: 0-0, Neutral: 1-0

Date	Location	W/L
3/3/02	Atlanta, Ga.	W, 7-0

Bowling Green

Overall: 1-1 (.500)

Home: 0-0, Away: 0-0, Neutral: 0-1

Date	Location	W/L
3/14/02	Winter Park, Fla.	L, 10-2
3/5/10	Atlanta, Ga.	W, 7-3

ALL-TIME SERIES RESULTS

Bradley Overall: 2-2 (.500)

Home: 0-1, Away: 0-0, Neutral: 2-1

Date	Location	W/L
3/18/98	Orlando, Fla.	W, 4-2
3/13/05	Kissimmee, Fla.	W, 3-0
3/5/06	Chattanooga, Tenn.	L, 4-2
3/20/07	Martin, Tenn.	L, 1-0

Bucknell Overall: 2-0 (1.000)

Home: 0-0, Away: 0-0, Neutral: 2-0

Date	Location	W/L
3/11/02	Winter Park, Fla.	W, 8-0
3/14/03	Osceola, Fla.	W, 5-3

Buffalo University Overall: 2-0 (1.000)

Home: 0-0, Away: 0-0, Neutral: 2-0

Date	Location	W/L
2/28/04	Chattanooga, Tenn.	W, 5-1
3/5/05	Bowling Green, Ky.	W, 6-1

Butler Overall: 3-2 (.666)

Home: 1-0, Away: 0-0, Neutral: 2-2

Date	Location	W/L
3/10/02	Winter Park, Fla.	L, 5-3
2/19/05	Martin, Tenn.	W, 9-0
3/15/05	Kissimmee, Fla.	W, 7-0
3/15/06	Kissimmee, Fla.	L, 3-2
3/11/08	Orlando, Fla.	W, 3-1

Campbell Overall: 0-1 (.000)

Home: 0-0, Away: 0-0, Neutral: 0-1

Date	Location	W/L
3/26/99	Marietta, Ga.	L, 13-0

Central Arkansas Overall: 1-1 (.500)

Home: 1-1, Away: 0-0, Neutral: 0-0

Date	Location	W/L
4/24/07	Martin, Tenn.	L, 4-1
4/24/07	Martin, Tenn.	W, 5-2

Central Connecticut Overall: 2-0 (1.000)

Home: 0-0, Away: 0-0, Neutral: 2-0

Date	Location	W/L
3/1/03	Evansville, Ind.	W, 11-1
2/26/10	Chattanooga, Tenn.	W, 6-1

Central Florida Overall: 0-1 (.000)

Home: 0-0, Away: 0-1, Neutral: 0-0

Date	Location	W/L
3/11/02	Winter Park, Fla.	L, 6-0

Central Missouri Overall: 0-1 (.000)

Home: 0-0, Away: 0-0, Neutral: 0-1

Date	Location	W/L
3/18/94	Edwardsville, Ill.	L, 5-1

College of Charleston Overall: 0-1 (.000)

Home: 0-0, Away: 0-0, Neutral: 0-1

Date	Location	W/L
3/18/00	Rock Hill, S.C.	L, 2-1

Chattanooga Overall: 4-10 (.286)

Home: 2-7, Away: 2-4, Neutral: 0-0

Date	Location	W/L
3/14/94	Chattanooga, Tenn.	L, 4-1
3/14/94	Chattanooga, Tenn.	W, 2-1
3/26/94	Martin, Tenn.	L, 2-0
3/26/94	Martin, Tenn.	W, 6-5
2/26/95	Martin, Tenn.	W, 6-4
2/26/95	Martin, Tenn.	L, 6-1
2/24/96	Martin, Tenn.	L, 8-5
2/24/96	Martin, Tenn.	L, 9-1
2/22/99	Martin, Tenn.	L, 7-0
2/22/99	Martin, Tenn.	L, 12-0
2/28/99	Chattanooga, Tenn.	L, 10-0
2/27/04	Chattanooga, Tenn.	W, 5-2
3/4/06	Chattanooga, Tenn.	L, 5-2
3/3/07	Chattanooga, Tenn.	L, 7-1

Cleveland State Overall: 1-1 (.500)

Home: 0-0, Away: 0-0, Neutral: 1-1

Date	Location	W/L
3/18/00	Rock Hill, S.C.	L, 6-2
3/16/05	Kissimmee, Fla.	W, 8-4

Coastal Carolina Overall: 1-0 (1.000)

Home: 0-0, Away: 0-0, Neutral: 1-0

Date	Location	W/L
3/23/01	Atlanta, Ga.	W, 6-5

Colgate Overall: 1-0 (1.000)

Home: 0-0, Away: 0-0, Neutral: 1-0

Date	Location	W/L
3/18/98	Orlando, Fla.	L, 2-1
3/19/04	Kissimmee, Fla.	W, 3-2
3/12/06	Kissimmee, Fla.	W, 3-2
2/23/07	Natchitoches, La.	W, 8-0

Colorado State Overall: 0-2 (.000)

Home: 0-0, Away: 0-0, Neutral: 0-2

Date	Location	W/L
3/10/02	Winter Park, Fla.	L, 5-0
3/12/03	Osceola, Fla.	L, 2-0

Columbia Overall: 1-0 (1.000)

Home: 0-0, Away: 0-0, Neutral: 1-0

Date	Location	W/L
3/15/04	Kissimmee, Fla.	W, 4-0

Columbus Overall: 1-0 (1.000)

Home: 0-0, Away: 0-0, Neutral: 1-0

Date	Location	W/L
3/19/93	Jacksonville, Ala.	W, 5-4

Creighton Overall: 0-2 (.000)

Home: 0-0, Away: 0-0, Neutral: 0-2

Date	Location	W/L
3/10/96	Orlando, Fla.	L, 4-3
3/14/96	Orlando, Fla.	L, 5-4 (9)

Cumberland Overall: 2-0 (1.000)

Home: 0-0, Away: 2-0, Neutral: 0-0

Date	Location	W/L
1986	Nashville, Tenn.	W, 9-8
1986	Nashville, Tenn.	W, 6-0

Dakota Wesleyan Overall: 1-0 (1.000)

Home: 0-0, Away: 0-0, Neutral: 1-0

Date	Location	W/L
3/9/07	Los Angeles, Calif.	W, 9-0

Dartmouth Overall: 1-0 (1.000)

Home: 0-0, Away: 0-0, Neutral: 1-0

Date	Location	W/L
3/1/08	Martin, Tenn.	W, 6-5

Delta State Overall: 2-0 (1.000)

Home: 0-0, Away: 0-0, Neutral: 1-0, GST: 1-0

Date	Location	W/L
1986	Columbus, Miss.	W, 11-8
1986	Florence, Ala.	W, 9-4

Dayton Overall: 2-1 (.667)

Home: 0-0, Away: 0-0, Neutral: 2-1

Date	Location	W/L
3/13/95	Orlando, Fla.	W, 7-2
3/16/95	Orlando, Fla.	L, 5-2
3/12/06	Kissimmee, Fla.	W, 5-1

Drake Overall: 0-1 (.000)

Home: 0-0, Away: 0-0, Neutral: 0-1

Date	Location	W/L
2/28/03	Cookeville, Tenn.	L, 2-0

Drexel Overall: 1-0 (1.000)

Home: 0-0, Away: 0-0, Neutral: 1-0

Date	Location	W/L
2/26/05	Atlanta, Ga.	W, 7-1

East Carolina Overall: 0-1 (.000)

Home: 0-0, Away: 0-0, Neutral: 0-1

Date	Location	W/L
3/17/00	Rock Hill, S.C.	L, 8-1

East Tennessee State Overall: 2-0 (1.000)

Home: 1-0, Away: 0-0, Neutral: 0-0

Date	Location	W/L
4/21/04	Martin, Tenn.	W, 3-2
3/27/10	Chattanooga, Tenn.	W, 5-2

Eastern Illinois Overall: 23-23 (.500)

Home: 11-10, Away: 11-9, Neutral: 0-4, OVCT: 1-5

Date	Location	W/L
3/25/97	Charleston, Ill.	W, 2-1
3/25/97	Charleston, Ill.	L, 6-5
4/27/97	Martin, Tenn.	W, 6-1
4/27/97	Martin, Tenn.	L, 10-5
5/4/97	Morehead, Ky.	L, 4-0
4/9/98	Charleston, Ill.	W, 8-5
4/11/98	Martin, Tenn.	W, 5-1
4/11/98	Martin, Tenn.	W, 4-1

ALL-TIME SERIES RESULTS

5/2/98	Cape Girardeau, Mo.	L, 3-0
4/3/99	Charleston, Ill.	L, 3-0
4/3/99	Charleston, Ill.	L, 6-0
4/24/99	Martin, Tenn.	L, 24-0
4/24/99	Martin, Tenn.	L, 9-3
5/1/99	Martin, Tenn.	L, 13-3
4/9/00	Martin, Tenn.	L, 7-5
4/9/00	Martin, Tenn.	L, 7-6
4/9/00	Martin, Tenn.	L, 1-0
4/7/01	Charleston, Ill.	L, 9-1
4/7/01	Charleston, Ill.	W, 1-0
4/8/01	Charleston, Ill.	L, 4-0
4/6/02	Charleston, Ill.	L, 2-1
4/6/02	Charleston, Ill.	W, 7-3
4/7/02	Charleston, Ill.	W, 5-3
5/3/02	Richmond, Ky.	L, 6-1
5/4/02	Richmond, Ky.	L, 5-1
4/5/03	Martin, Tenn.	W, 3-2
4/5/03	Martin, Tenn.	W, 8-0
4/21/04	Martin, Tenn.	W, 9-2
4/21/04	Martin, Tenn.	W, 2-1
4/28/04	Charleston, Ill.	W, 3-2
5/7/05	Charleston, Ill.	W, 3-0
5/7/05	Charleston, Ill.	W, 2-1
5/8/05	Charleston, Ill.	W, 7-0
3/18/06	Martin, Tenn.	L, 4-2
3/18/06	Martin, Tenn.	W, 4-3
3/19/06	Martin, Tenn.	L, 4-0
4/15/07	Charleston, Ill.	W, 5-0
4/15/07	Charleston, Ill.	W, 4-3
3/29/08	Martin, Tenn.	L, 5-4 (10)
3/21/09	Charleston, Ill.	L, 2-1 (8)
3/21/09	Charleston, Ill.	L, 5-4
3/22/09	Charleston, Ill.	L, 2-1 (10)
4/17/10	Martin, Tenn.	W, 3-1
4/17/10	Martin, Tenn.	W, 4-1
4/18/10	Martin, Tenn.	W, 7-4
5/13/10	Martin, Tenn.	W, 3-2

Eastern Kentucky Overall: 27-34 (.443)

Home: 14-13, Away: 13-21, Neutral: 3-1, OVCT: 4-2

Date	Location	W/L
4/10/93	Richmond, Ky.	L, 2-1
4/10/93	Richmond, Ky.	W, 6-2
4/10/93	Richmond, Ky.	L, 7-5
4/1/94	Martin, Tenn.	L, 3-1
4/1/94	Martin, Tenn.	W, 9-3
4/9/94	Richmond, Ky.	L, 5-2
4/9/94	Richmond, Ky.	W, 1-0
4/22/94	Clarksville, Tenn.	L, 4-0
4/8/95	Richmond, Ky.	L, 5-2
4/8/95	Richmond, Ky.	W, 2-1
4/22/95	Martin, Tenn.	L, 5-2
4/22/95	Martin, Tenn.	L, 5-3
4/14/96	Martin, Tenn.	W, 1-0
4/14/96	Martin, Tenn.	W, 4-3
4/27/96	Richmond, Ky.	L, 1-0 (9)
4/27/96	Richmond, Ky.	W, 3-2
3/29/97	Richmond, Ky.	L, 3-2
3/29/97	Richmond, Ky.	W, 5-2
4/14/97	Martin, Tenn.	W, 2-1 (8)
4/14/97	Martin, Tenn.	W, 5-4
5/4/97	Morehead, Ky.	W, 5-3

4/4/98	Martin, Tenn.	L, 6-2
4/4/98	Martin, Tenn.	L, 9-0
4/10/99	Richmond, Ky.	L, 8-0
4/10/99	Richmond, Ky.	L, 14-2
4/15/00	Richmond, Ky.	W, 2-1
4/15/00	Richmond, Ky.	L, 5-4
4/16/00	Richmond, Ky.	L, 5-1
4/14/01	Martin, Tenn.	L, 2-1
4/14/01	Martin, Tenn.	L, 3-0
4/15/01	Martin, Tenn.	L, 3-1
3/30/02	Richmond, Ky.	L, 3-2
3/30/02	Richmond, Ky.	L, 7-0
3/29/03	Martin, Tenn.	W, 2-1
3/29/03	Martin, Tenn.	W, 4-2
3/30/03	Martin, Tenn.	L, 4-2
4/17/04	Richmond, Ky.	W, 2-0
4/17/04	Richmond, Ky.	L, 4-3
4/18/04	Richmond, Ky.	L, 6-3
5/14/04	Richmond, Ky.	L, 8-0
5/15/04	Richmond, Ky.	W, 2-1
5/15/04	Richmond, Ky.	L, 4-3
4/16/05	Richmond, Ky.	L, 3-0
4/16/05	Richmond, Ky.	L, 7-4
4/17/05	Richmond, Ky.	W, 7-2
5/13/05	Jacksonville, Ala.	W, 8-0
4/22/06	Martin, Tenn.	W, 1-0
4/22/06	Martin, Tenn.	W, 1-0
4/23/06	Martin, Tenn.	W, 7-1
3/17/07	Richmond, Ky.	L, 4-3
3/17/07	Richmond, Ky.	L, 5-3
3/18/07	Richmond, Ky.	W, 4-0
5/10/07	Cookeville, Tenn.	W, 4-0
4/12/08	Martin, Tenn.	L, 16-5
4/12/08	Martin, Tenn.	L, 7-2
4/13/08	Martin, Tenn.	L, 1-0
5/2/09	Richmond, Ky.	W, 7-2
5/2/09	Richmond, Ky.	W, 5-0
5/3/09	Richmond, Ky.	L, 4-2
3/20/10	Martin, Tenn.	W, 4-2
3/20/10	Martin, Tenn.	W, 1-0

Evansville Overall: 5-12 (.294)

Home: 4-3, Away: 1-6, Neutral: 0-3

Date	Location	W/L
3/24/94	Evansville, Ind.	L, 3-0
3/24/94	Evansville, Ind.	L, 10-2
4/13/94	Martin, Tenn.	W, 4-2
4/13/94	Martin, Tenn.	W, 4-0
3/21/95	Martin, Tenn.	L, 8-5
3/21/95	Martin, Tenn.	L, 5-4
3/26/99	Marietta, Ga.	L, 11-0
2/16/02	Oxford, Miss.	L, 1-0
2/17/02	Oxford, Miss.	L, 4-1
3/1/03	Evansville, Ind.	L, 5-4
2/22/06	Evansville, Ind.	L, 13-0
2/22/06	Evansville, Ind.	L, 4-2
4/2/08	Martin, Tenn.	L, 5-1
3/18/09	Evansville, Ind.	W, 5-1
3/18/09	Evansville, Ind.	L, 1-0
4/27/10	Martin, Tenn.	W, 7-2
4/27/10	Martin, Tenn.	W, 8-7 (8)

Fairfield Overall: 4-2 (.667)

Home: 0-0, Away: 0-0, Neutral: 4-2

Date	Location	W/L
3/15/96	Orlando, Fla.	W, 7-6
3/10/97	Orlando, Fla.	L, 7-1
3/13/97	Orlando, Fla.	W, 2-1
3/15/98	Orlando, Fla.	W, 6-2
3/18/04	Kissimmee, Fla.	W, 15-14
3/19/04	Kissimmee, Fla.	L, 7-2

Fairleigh Dickinson Overall: 3-0 (1.000)

Home: 0-0, Away: 0-0, Neutral: 2-0

Date	Location	W/L
3/14/04	Kissimmee, Fla.	W, 5-3
3/15/06	Kissimmee, Fla.	W, 3-0
3/16/10	Kissimmee, Fla.	W, 9-0

Faulkner Overall: 2-1 (.667)

Home: 0-0, Away: 0-0, Neutral: 2-1

Date	Location	W/L
3/11/94	Jacksonville, Tenn.	W, 7-2
3/10/95	Troy, Ala.	W, 2-1
3/11/95	Troy, Ala.	L, 3-2

Florida A&M Overall: 1-0 (1.000)

Home: 0-0, Away: 0-0, Neutral: 1-0

Date	Location	W/L
3/8/09	Atlanta, Ga.	W, 3-1

Florida Atlantic Overall: 1-0 (1.000)

Home: 0-0, Away: 0-0, Neutral: 1-0

Date	Location	W/L
3/17/95	Orlando, Fla.	W, 10-4

Furman Overall: 1-0 (1.000)

Home: 0-0, Away: 0-0, Neutral: 1-0

Date	Location	W/L
4/18/98	Knoxville, Tenn.	W, 4-0

George Mason Overall: 1-1 (.500)

Home: 0-0, Away: 0-0, Neutral: 1-1

Date	Location	W/L
3/12/02	Winter Park, Fla.	L, 6-3
3/12/03	Osceola, Fla.	W, 4-2

George Washington Overall: 1-0 (1.000)

Home: 0-0, Away: 0-0, Neutral: 1-0

Date	Location	W/L
3/14/06	Kissimmee, Fla.	W, 2-1

Georgetown Overall: 1-0 (1.000)

Home: 0-0, Away: 0-0, Neutral: 1-0

Date	Location	W/L
2/26/10	Chattanooga, Tenn.	W, 9-1 (5)

Georgia Overall: 0-1 (.000)

Home: 0-0, Away: 0-0, Neutral: 0-1

Date	Location	W/L
------	----------	-----

ALL-TIME SERIES RESULTS

3/1/02 Atlanta, Ga. L, 6-1

Georgia State Overall: 1-3 (.250)

Home: 0-0, Away: 1-3, Neutral: 0-0

Date	Location	W/L
3/31/95	Atlanta, Ga.	L, 15-0
2/26/05	Atlanta, Ga.	W, 2-0
2/9/08	Atlanta, Ga.	L, 4-3
2/10/08	Atlanta, Ga.	L, 6-0 (8)

Georgia Tech Overall: 1-4 (.200)

Home: 0-0, Away: 0-3, Neutral: 1-1

Date	Location	W/L
3/29/96	Marietta, Ga.	W, 1-0 (9)
3/23/01	Atlanta, Ga.	L, 3-0
2/10/08	Atlanta, Ga.	L, 2-0
3/10/09	Atlanta, Ga.	L, 2-1
3/10/09	Atlanta, Ga.	L, 7-5

Grambling Overall: 1-0 (1.000)

Home: 0-0, Away: 0-3, Neutral: 1-0

Date	Location	W/L
2/19/10	Hammond, La.	W, 9-0 (5)

Houston Baptist Overall: 1-0 (1.000)

Home: 0-0, Away: 0-0, Neutral: 1-0

Date	Location	W/L
2/21/09	Dallas, Texas	W, 9-3

Huntingdon Overall: 0-1 (.000)

Home: 0-0, Away: 0-0, Neutral: 0-1

Date	Location	W/L
3/20/92	Jacksonville, Ala.	L

Illinois-Chicago Overall: 0-2 (.000)

Home: 0-0, Away: 0-0, Neutral: 0-2

Date	Location	W/L
3/24/01	Atlanta, Ga.	L, 9-2
3/2/07	Chattanooga, Tenn.	L, 1-0

Illinois State Overall: 0-1 (.000)

Home: 0-0, Away: 0-0, Neutral: 0-1

Date	Location	W/L
2/12/05	Oxford, Miss.	L, 9-0

Indiana Overall: 2-1 (.667)

Home: 0-0, Away: 0-0, Neutral: 2-1

Date	Location	W/L
3/5/05	Bowling Green, Ky.	W, 2-1
3/6/05	Bowling Green, Ky.	W, 4-3
3/3/06	Chattanooga, Tenn.	L, 5-2

Indiana State Overall: 2-7 (.222)

Home: 1-3, Away: 0-0, Neutral: 1-4

Date	Location	W/L
3/9/01	Columbia, Mo.	L, 2-1
3/11/01	Columbia, Mo.	L, 11-3
2/23/02	Martin, Tenn.	W, 3-1
2/24/02	Martin, Tenn.	L, 5-1
2/15/03	Oxford, Miss.	L, 3-0

2/14/04 Oxford, Miss. L, 3-2

2/22/04 Martin, Tenn. L, 6-2

2/19/05 Martin, Tenn. L, 5-2

3/1/08 Martin, Tenn. W, 3-1

Iona University Overall: 1-0 (1.000)

Home: 0-0, Away: 0-0, Neutral: 1-0

Date	Location	W/L
3/18/04	Kissimmee, Fla.	W, 9-0

Iowa State Overall: 2-1 (.666)

Home: 0-0, Away: 0-2, Neutral: 1-0

Date	Location	W/L
3/10/01	Columbia, Mo.	L, 5-0
3/11/01	Columbia, Mo.	L, 8-4
3/6/04	Louisville, Ky.	W, 5-4

IPFW Overall: 3-0 (1.000)

Home: 1-0, Away: 0-0, Neutral: 2-0

Date	Location	W/L
3/13/03	Osceola, Fla.	W, 11-1
2/21/04	Martin, Tenn.	W, 1-0
2/8/08	Osceola, Fla.	W, 9-0

IUPUI Overall: 0-1 (.000)

Home: 0-0, Away: 0-0, Neutral: 0-1

Date	Location	W/L
3/16/99	Orlando, Fla.	L, 6-5

Jackson State Overall: 3-0 (1.000)

Home: 0-0 Away: 0-0 Neutral: 3-0

Date	Location	W/L
2/11/06	Hammond, La.	W, 15-9
2/14/09	Hammond, La.	W, 12-1
2/20/10	Hammond, La.	W, 6-4

Jacksonville State Overall: 9-29 (.237)

Home: 0-10, Away: 4-17, Neutral: 3-2, OVCT:3-4

Date	Location	W/L
3/21/92	Jacksonville, Ala.	L
3/28/92	Florence, Ala.	W
4/18/92	Columbus, Miss.	W
3/20/93	Jacksonville, Ala.	W, 1-0
3/12/94	Jacksonville, Ala.	L, 2-1
4/20/96	Jacksonville, Ala.	L, 4-0
3/1/99	Jacksonville, Ala.	L, 7-2
3/1/99	Jacksonville, Ala.	L, 11-3
3/19/99	Orlando, Fla.	L, 6-1
4/9/04	Jacksonville, Ala.	L, 10-2
4/9/04	Jacksonville, Ala.	W, 8-6
4/10/04	Jacksonville, Ala.	W, 6-3
5/15/04	Richmond, Ky.	W, 5-2
4/23/05	Martin, Tenn.	L, 11-2
4/23/05	Martin, Tenn.	L, 8-0
4/24/05	Martin, Tenn.	L, 5-4
5/12/05	Jacksonville, Ala.	L, 11-4
4/29/06	Jacksonville, Ala.	L, 6-4
4/29/06	Jacksonville, Ala.	L, 4-1
4/30/06	Jacksonville, Ala.	L, 3-2
5/12/06	Cookeville, Tenn.	L, 9-2
4/28/07	Martin, Tenn.	L, 7-4

4/28/07 Martin, Tenn. L, 6-3

4/29/07 Martin, Tenn. L, 7-3

3/21/08 Jacksonville, Ala. L, 5-2

3/21/08 Jacksonville, Ala. L, 8-0

3/22/08 Jacksonville, Ala. L, 6-3

3/29/09 Martin, Tenn. L, 6-3

3/29/09 Martin, Tenn. L, 7-1

5/8/09 Martin, Tenn. W, 2-0

4/2/10 Jacksonville, Ala. L, 7-5

4/2/10 Jacksonville, Ala. L, 10-5 (5)

4/3/10 Jacksonville, Ala. W, 9-6

5/14/10 Martin, Tenn. L, 5-4

5/15/10 Martin, Tenn. L, 10-1 (5)

Kennesaw State Overall: 0-1 (.000)

Home: 0-0, Away: 0-0, Neutral: 0-1

Date	Location	W/L
3/5/10	Atlanta, Ga.	L, 5-3

Kent State Overall: 0-1 (.000)

Home: 0-0, Away: 0-0, Neutral: 0-1

Date	Location	W/L
3/6/04	Louisville, Ky.	L, 9-5

Kentucky Wesleyan Overall: 0-4 (.000)

Home: 0-2, Away: 0-2, Neutral: 0-0

Date	Location	W/L
4/4/92	Owensboro, Ky.	L
4/15/92	Martin, Tenn.	L
4/15/92	Martin, Tenn.	L
3/10/93	Owensboro, Ky.	L, 5-4

Lafayette Overall: 1-0 (1.000)

Home: 0-0, Away: 0-0, Neutral: 1-0

Date	Location	W/L
3/14/04	Kissimmee, Fla.	W, 7-0

Lambuth Overall: 3-1 (.750)

Home: 2-0, Away: 1-1, Neutral: 0-0

Date	Location	W/L
3/12/93	Jackson, Tenn.	W, 4-2
3/12/93	Jackson, Tenn.	L, 5-1
4/13/93	Martin, Tenn.	W, 1-0
4/13/93	Martin, Tenn.	W, 5-4

Lipscomb Overall: 4-8 (.333)

Home: 2-6, Away: 1-1, Neutral: 1-1

Date	Location	W/L
3/6/01	Martin, Tenn.	L, 6-1
3/6/01	Martin, Tenn.	L, 4-2
2/19/02	Nashville, Tenn.	W, 4-0
2/19/02	Nashville, Tenn.	L, 10-2
2/23/02	Martin, Tenn.	W, 3-1
2/24/02	Martin, Tenn.	L, 6-4
4/18/02	Martin, Tenn.	L, 11-4
4/18/02	Martin, Tenn.	L, 2-0
3/27/03	Martin, Tenn.	L, 5-1
3/27/03	Martin, Tenn.	W, 6-4
2/25/06	Murfreesboro, Tenn.	L, 8-3
2/9/08	Atlanta, Ga.	W, 4-3

ALL-TIME SERIES RESULTS

Liberty

Overall: 0-1 (.000)

Home: 0-0, Away: 0-0, Neutral: 0-1

Date	Location	W/L
2/28/99	Chattanooga, Tenn.	L, 5-0

Livingston

Overall: 3-3 (.500)

Home: 0-0, Away: 0-0, Neutral: 3-2, GSCT: 1-0

Date	Location	W/L
1986	Columbus, Miss.	W, 9-3
1987	Florence, Ala.	L, 12-1
1987	Columbus, Miss.	L, 6-5
1987	Martin, Tenn.	W, 10-2
4/4/92	Owensboro, Ky.	W
4/18/92	Columbus, Miss.	L

Louisiana-Lafayette

Overall: 1-1 (.500)

Home: 0-0, Away: 0-0, Neutral: 1-1

Date	Location	W/L
2/24/07	Natchitoches, La.	L, 5-0
2/25/07	Natchitoches, La.	L, 9-1

Louisiana-Monroe

Overall: 1-1 (.500)

Home: 0-0, Away: 0-0, Neutral: 1-1

Date	Location	W/L
2/12/05	Oxford, Miss.	L, 4-3
2/10/07	Hammonds, La.	(No. 23) W, 5-4

Louisiana Tech

Overall: 0-1 (.000)

Home: 0-0, Away: 0-0, Neutral: 0-1

Date	Location	W/L
2/23/97	Monroe, La.	L, 10-1

Louisville

Overall: 0-3 (.000)

Home: 0-0, Away: 0-3, Neutral: 0-0

Date	Location	W/L
3/3/01	Louisville, Ky.	L, 8-0
3/3/01	Louisville, Ky.	L, 3-2
3/7/04	Louisville, Ky.	L, 12-2

Loyola-Chicago

Overall: 3-0 (1.000)

Home: 2-0, Away: 0-0, Neutral: 1-0

Date	Location	W/L
3/5/02	Martin, Tenn.	W, 5-0
3/5/02	Martin, Tenn.	W, 3-0
2/26/06	Murfreesboro, Tenn.	W, 12-0

Loyola Marymount

Overall: 0-2 (.000)

Home: 0-0, Away: 0-2, Neutral: 0-0

Date	Location	W/L
3/10/07	Los Angeles, Calif.	L, 6-5
3/10/07	Los Angeles, Calif.	L, 4-2

Maine

Overall: 1-4 (.200)

Home: 0-1, Away: 0-0, Neutral: 1-3

Date	Location	W/L
3/13/96	Orlando, Fla.	L, 2-1
3/12/97	Orlando, Fla.	L, 4-2
3/20/02	Martin, Tenn.	L, 6-4
3/13/03	Osceola, Fla.	L, 2-0
3/14/06	Kissimmee, Fla.	W, 4-0

Manhattan

Overall: 1-2 (.333)

Home: 0-0, Away: 0-0, Neutral: 0-2

Date	Location	W/L
3/16/98	Orlando, Fla.	L, 3-1
3/16/99	Orlando, Fla.	L, 5-4
3/14/10	Kissimmee, Fla.	W, 4-0

Marist

Overall: 2-1 (.666)

Home: 0-0, Away: 0-0, Neutral: 1-1

Date	Location	W/L
3/14/98	Orlando, Fla.	W, 5-3
3/14/98	Orlando, Fla.	L, 7-3
3/14/10	Kissimmee, Fla.	W, 13-5 (5)

Marshall

Overall: 0-1 (.000)

Home: 0-0, Away: 0-0, Neutral: 0-1

Date	Location	W/L
2/27/04	Chattanooga, Tenn.	L, 10-6

Martin Methodist

Overall: 4-2 (.666)

Home: 2-0, Away: 1-1, Neutral: 1-1

Date	Location	W/L
1987	Martin, Tenn.	W, 7-4
1987	Martin, Tenn.	W, 13-11
1987	Pulaski, Tenn.	L, 5-6
1987	Pulaski, Tenn.	W, 7-4
3/20/92	Jacksonville, Ala.	L
3/27/92	Florence, Ala.	W

Maryland

Overall: 1-2 (.333)

Home: 0-0, Away: 0-0, Neutral: 1-2

Date	Location	W/L
4/1/95	Atlanta, Ga.	W, 12-1
2/26/99	Chattanooga, Tenn.	L, 11-1
3/27/99	Marietta, Ga.	L, 10-0

Memphis

Overall: 2-6 (.250)

Home: 2-2, Away: 0-4, Neutral: 0-0

Date	Location	W/L
4/5/06	Martin, Tenn.	W, 6-2
4/5/06	Martin, Tenn.	W, 1-0
3/28/07	Memphis, Tenn.	L, 7-4
3/28/07	Memphis, Tenn.	L, 2-1
4/9/08	Martin, Tenn.	L, 6-4
4/9/08	Martin, Tenn.	L, 5-2
4/1/09	Memphis, Tenn.	L, 7-2
4/1/09	Memphis, Tenn.	L, 5-4 (9)

Mercer

Overall: 1-0 (1.000)

Home: 0-0, Away: 0-0, Neutral: 1-0

Date	Location	W/L
3/07/09	Atlanta, Ga.	W, 6-3

Mid-Continent

Overall: 6-0 (1.000)

Home: 6-0, Away: 0-0, Neutral: 0-0

Date	Location	W/L
5/4/04	Martin, Tenn.	W, 3-0
5/4/04	Martin, Tenn.	W, 10-1
2/21/07	Martin, Tenn.	W, 7-0

2/21/07	Martin, Tenn.	W, 10-0
4/29/08	Martin, Tenn.	W, 13-2
4/29/08	Martin, Tenn.	W, 10-0

Middle Tennessee

Overall: 11-24-1 (.306)

Home: 2-13-1, Away: 7-10, Neutral: 2-1, OVCT: 1-1

Date	Location	W/L
4/18/93	Martin, Tenn.	L, 2-0
4/18/93	Martin, Tenn.	L, 2-1
4/20/94	Martin, Tenn.	L, 4-2 (11)
4/20/94	Martin, Tenn.	L, 6-4
4/23/94	Clarksville, Tenn.	L, 5-1
4/3/95	Murfreesboro, Tenn.	W, 3-0
4/3/95	Murfreesboro, Tenn.	L, 4-3
3/24/96	Murfreesboro, Tenn.	W, 3-2
3/24/96	Murfreesboro, Tenn.	L, 6-0
4/12/96	Martin, Tenn.	L, 2-1
4/12/96	Martin, Tenn.	L, 1-0
4/18/97	Murfreesboro, Tenn.	L, 2-0
4/18/97	Murfreesboro, Tenn.	W, 4-3
5/3/97	Morehead, Ky.	W, 2-1
4/1/98	Murfreesboro, Tenn.	W, 4-0
4/1/98	Murfreesboro, Tenn.	W, 7-2
4/18/99	Martin, Tenn.	L, 15-1
4/18/99	Martin, Tenn.	L, 1-0
4/6/00	Murfreesboro, Tenn.	L, 7-0
4/6/00	Murfreesboro, Tenn.	L, 3-2
5/6/00	Martin, Tenn.	L, 2-0
5/6/00	Martin, Tenn.	L, 4-0
2/27/01	Murfreesboro, Tenn.	L, 1-0
2/27/01	Murfreesboro, Tenn.	L, 5-0
4/2/03	Martin, Tenn.	L, 4-1
4/2/03	Martin, Tenn.	L, 9-0
2/25/06	Murfreesboro, Tenn.	W, 6-2
2/28/06	Martin, Tenn.	L, 6-4
2/28/06	Martin, Tenn.	T, 1-1
3/5/06	Chattanooga, Tenn.	W, 5-4
2/23/08	Murfreesboro, Tenn.	L, 5-1
2/24/08	Murfreesboro, Tenn.	W, 4-2
4/16/08	Martin, Tenn.	W, 5-1
4/16/08	Martin, Tenn.	W, 1-0
4/22/10	Murfreesboro, Tenn.	L, 2-0
4/22/10	Murfreesboro, Tenn.	L, 7-3

Minnesota

Overall: 0-1 (.000)

Home: 0-0, Away: 0-0, Neutral: 0-1

Date	Location	W/L
3/2/08	Martin, Tenn.	L, 6-0

Mississippi (Ole Miss)

Overall: 1-5 (.167)

Home: 0-0, Away: 0-0, Neutral: 1-5

Date	Location	W/L
2/10/01	Oxford, Miss.	L, 2-1
2/11/01	Oxford, Miss.	L, 11-3
2/16/02	Oxford, Miss.	L, 6-2
3/26/03	Martin, Tenn.	L, 7-1
3/26/03	Martin, Tenn.	L, 2-1
3/6/10	Atlanta, Ga.	W, 7-6 (9)

Mississippi College

Overall: 2-4 (.333)

Home: 0-0, Away: 0-0, Neutral: 2-2, GST: 0-2

Date	Location	W/L
------	----------	-----

ALL-TIME SERIES RESULTS

1986	Florence, Ala.	W, 12-5
1986	Columbus, Miss.	L, 6-2
1986	Cape Girardeau, Mo.	L, 3-2
1987	Martin, Tenn.	L, 10-9
1987	Martin, Tenn.	L, 6-5
4/18/92	Columbus, Miss.	W,

Mississippi State		Overall: 0-2 (.000)
Home: 0-0, Away: 0-0, Neutral: 0-2		
Date	Location	W/L
2/21/97	Monroe, La.	L, 4-1
3/3/07	Chattanooga, Tenn.	L, 6-5

Mississippi Univ. for Women		Overall: 4-4
(.500)	Home: 0-0, Away: 0-0, Neutral: 3-4	
Date	Location	W/L
1986	Florence, Ala.	L, 2-0
1986	Columbus, Miss.	L, 11-1
1986	Cape Girardeau, Mo.	L, 5-1
1987	Florence, Ala.	W, 5-4
1987	Columbus, Miss.	L, 13-1
3/20/92	Jacksonville, Ala.	W
4/17/92	Columbus, Miss.	W

Mississippi Valley State

Overall: 5-2 (.714)

Home: 1-1, Away: 2-0, Neutral: 2-1

Date	Location	W/L
3/30/05	Itta Bena, Miss.	W, 3-2
3/30/05	Itta Bena, Miss.	W, 7-2
4/14/05	Martin, Tenn.	W, 8-0
4/14/05	Martin, Tenn.	L, 3-1
2/10/07	Hammond, La.	W, 9-4
2/13/09	Hammond, La.	L, 0-1
2/19/10	Hammond, La.	W, 8-3

Missouri		Overall: 0-2 (.000)
Home: 0-0, Away: 0-2, Neutral: 0-0		
Date	Location	W/L
3/9/01	Columbia, Mo.	L, 6-4
3/10/01	Columbia, Mo.	L, 15-0

Missouri-Kansas City
Overall: 1-0 (1.000)

Home: 0-0, Away: 0-0, Neutral: 1-0

Date	Location	W/L
2/22/09	Dallas, Texas	W, 11-1

Monmouth		Overall: 1-1 (.500)
Home: 0-0, Away: 0-0, Neutral: 1-1		
Date	Location	W/L
3/10/08	Orlando, Fla.	L, 3-2
3/10/08	Orlando, Fla.	W, 1-0

Morehead State		Overall: 40-16 (.714)
Home: 18-9, Away: 13-10, Neutral: 5-2, OVCT: 3-1		
Date	Location	W/L
4/25/92	Cape Girardeau, Mo.	W, 10-1 (5)
4/25/92	Cape Girardeau, Mo.	W, 7-4
4/2/94	Martin, Tenn.	L, 5-2
4/2/94	Martin, Tenn.	W, 11-2
4/8/94	Morehead, Ky.	W, 6-4
4/8/94	Morehead, Ky.	L, 7-3

4/23/94	Clarksville, Tenn.	W, 2-0
3/13/95	Orlando, Fla.	W, 5-0
4/7/95	Morehead, Ky.	L, 3-2
4/7/95	Morehead, Ky.	W, 5-1
4/13/96	Martin, Tenn.	W, 2-1
4/13/96	Martin, Tenn.	W, 7-6
4/26/96	Morehead, Ky.	W, 2-1
4/26/96	Morehead, Ky.	W, 4-2
5/5/96	Murfreesboro, Tenn.	W, 6-0
3/30/97	Morehead, Ky.	L, 1-0 (8)
3/30/97	Morehead, Ky.	W, 5-0
4/13/97	Martin, Tenn.	W, 8-3
4/13/97	Martin, Tenn.	L, 5-3
4/5/98	Martin, Tenn.	L, 2-0
4/5/98	Martin, Tenn.	W, 2-1
5/3/98	Cape Girardeau, Mo	L, 1-0
3/15/99	Orlando, Fla.	L, 13-1
4/11/99	Morehead, Ky.	L, 9-1
4/11/99	Morehead, Ky.	L, 9-1
3/25/00	Martin, Tenn.	W, 3-2
3/26/00	Martin, Tenn.	L, 5-1
3/26/00	Martin, Tenn.	W, 6-1
3/31/01	Morehead, Ky.	L, 4-3
3/31/01	Morehead, Ky.	L, 2-1
4/1/01	Morehead, Ky.	W, 5-0
4/13/02	Martin, Tenn.	W, 6-1
4/13/02	Martin, Tenn.	W, 4-2
4/14/02	Martin, Tenn.	W, 3-2
4/12/03	Morehead, Ky.	W, 3-0
4/12/03	Morehead, Ky.	W, 4-0
4/13/03	Morehead, Ky.	W, 11-0
5/2/04	Martin, Tenn.	W, 8-0
5/2/04	Martin, Tenn.	W, 10-1
4/9/05	Martin, Tenn.	L, 1-0
4/9/05	Martin, Tenn.	W, 6-3
4/10/05	Martin, Tenn.	W, 3-1
4/14/06	Morehead, Ky.	W, 3-0
4/14/06	Morehead, Ky.	W, 5-1
4/15/06	Morehead, Ky.	W, 7-2
3/31/07	Martin, Tenn.	W, 1-0
3/31/07	Martin, Tenn.	L, 4-1
4/1/07	Martin, Tenn.	W, 2-1
3/15/08	Morehead, Ky.	W, 3-2 (9)
3/14/09	Martin, Tenn.	W, 3-2 (8)
3/14/09	Martin, Tenn.	W, 13-0 (5)
3/15/09	Martin, Tenn.	L, 3-1 (10)
5/8/09	Jacksonville, Ala.	W, 5-0 (8)
5/8/10	Morehead, Ky.	W, 5-4
5/8/10	Morehead, Ky.	W, 3-1
5/9/10	Morehead, Ky.	W, 3-1

Murray State

Overall: 3-0 (1.000)

Home: 2-0, Away: 1-0, Neutral: 0-0

Date	Location	W/L
3/30/10	Martin, Tenn.	W, 6-0
3/30/10	Martin, Tenn.	W, 11-3
4/14/10	Murray, Ky.	W, 8-0

Nicholls State		Overall: 1-3 (.250)
Home: 0-0, Away: 0-0, Neutral: 1-3		
Date	Location	W/L
2/22/97	Monroe, La.	L, 3-1

2/10/01	Oxford, Miss.	L, 3-1
2/11/01	Oxford, Miss.	L, 4-0
2/16/02	Oxford, Miss.	W, 3-0

North Alabama		Overall: 7-8-1 (.438)
Home: 1-1, Away: 4-5, Neutral: 2-1-1, GST: 0-1		
Date	Location	W/L
1986	Martin, Tenn.	W, 2-1
1986	Martin, Tenn.	L, 17-4
1986	Florence, Ala.	L, 4-3
1986	Florence, Ala.	W, 8-1
1986	Columbus, Miss.	W, 4-1
1986	Florence, Ala.	L, 12-6
1987	Florence, Ala.	L, 8-1
1987	Florence, Ala.	L, 1-0
1987	Florence, Ala.	L, 5-4
3/3/92	Florence, Ala.	W
3/3/92	Florence, Ala.	W
3/21/92	Jacksonville, Ala.	L
3/27/92	Florence, Ala.	W
3/19/93	Jacksonville, Ala.	L, 6-3
2/26/97	Monroe, La.	W, 8-2
2/26/97	Monroe, La.	T, 2-2

North Carolina		Overall: 0-1 (.000)
Home: 0-0, Away: 0-0, Neutral: 0-1		
Date	Location	W/L
3/29/96	Marietta, Ga.	L, 5-1

North Dakota State		Overall: 0-1 (.000)
Home: 0-0, Away: 0-0, Neutral: 0-1		
Date	Location	W/L
2/14/09	Hammond, La.	L, 5-1 (8)

North Carolina-Wilmington		Overall:
0-1 (.000)		
Home: 0-0, Away: 0-0, Neutral: 0-1		
Date	Location	W/L
3/12/97	Orlando, Fla.	L, 4-0

North Florida		Overall: 0-1 (.000)
Home: 0-0, Away: 0-0, Neutral: 0-1		
Date	Location	W/L
3/3/06	Chattanooga, Tenn.	L, 8-7

Northeast Illinois

Overall: 2-3 (.400)

Home: 2-3, Away: 0-0, Neutral: 0-0

Date	Location	W/L
3/20/95	Martin, Tenn.	W, 4-1
3/20/95	Martin, Tenn.	L, 17-1
3/21/96	Martin, Tenn.	W, 3-1
3/21/96	Martin, Tenn.	L, 9-7
3/8/98	Martin, Tenn.	L, 6-4

Northeast Missouri State Overall: 0-1 (.000)		
Home: 0-0, Away: 0-0, Neutral: 0-1		
Date	Location	W/L
3/18/94	Edwardsville, Ill,	L, 10-3

ALL-TIME SERIES RESULTS

Northern Colorado	Overall: 1-0 (1.000)
Home: 0-0, Away: 0-0, Neutral: 1-0	
Date	Location W/L
2/12/06	Hammonds, La. W, 7-2

Northern Illinois	Overall: 0-2 (.000)
Home: 0-0, Away: 0-0, Neutral: 0-2	
Date	Location W/L
2/23/97	Monroe, La. L, 10-1
3/2/03	Evansville, Ind. L, 8-7

Northern Iowa	Overall: 0-4 (.000)
Home: 0-0, Away: 0-0, Neutral: 0-4	
Date	Location W/L
3/7/98	Cape Girardeau, Mo. L, 21-3
3/7/98	Cape Girardeau, Mo. L, 14-2
3/28/98	Carbondale, Ill. L, 9-3
3/2/08	Martin, Tenn. L, 10-2

Northridge	Overall: 1-1 (.500)
Home: 0-0, Away: 1-1, Neutral: 0-0	
Date	Location W/L
3/12/07	Northridge, Calif. W, 5-3
3/12/07	Northridge, Calif. L, 2-0

North Texas	Overall: 1-0 (1.000)
Home: 0-0, Away: 0-0, Neutral: 1-0	
Date	Location W/L
2/28/04	Chattanooga, Tenn. W, 5-1

Northwestern State	Overall: 1-1 (.500)
Home: 0-0, Away: 1-1, Neutral: 0-0	
Date	Location W/L
2/23/07	Natchitoches, La. L, 4-2
2/25/07	Natchitoches, La. W, 7-5

Notre Dame	Overall: 0-1 (.000)
Home: 0-0, Away: 0-0, Neutral: 0-1	
Date	Location W/L
2/26/99	Chattanooga, Tenn. L, 8-0

Oakland University	Overall: 4-0 (1.000)
Home: 1-0, Away: 0-0, Neutral: 3-0	
Date	Location W/L
4/4/92	Owensboro, Ky. W
2/22/04	Martin, Tenn. W, 9-8
3/4/07	Chattanooga, Tenn. W, 7-4
2/27/10	Chattanooga, Tenn. W, 7-0

Pennsylvania	Overall: 1-2 (.333)
Home: 0-0, Away: 0-0, Neutral: 1-2	
Date	Location W/L
3/15/02	Winter Park, Fla. W, 13-2
3/9/08	Orlando, Fla. L, 4-1
3/11/08	Orlando, Fla. L, 6-4

Providence	Overall: 1-2 (.333)
Home: 0-0, Away: 0-0, Neutral: 1-2	
Date	Location W/L

3/14/96	Orlando, Fla. L, 4-3 (8)
3/9/97	Orlando, Fla. L, 3-0
3/17/00	Rock Hill, S.C. W, 3-2

Purdue	Overall: 0-1 (.000)
Home: 0-0, Away: 0-0, Neutral: 0-1	
Date	Location W/L
5/16/09	Louisville, Ky. L, 6-2

Quincy (Ill.)	Overall: 0-1 (.000)
Home: 0-0, Away: 0-0, Neutral: 0-1	
Date	Location W/L
3/18/94	Edwardsville, Ill. L, 2-1

Radford	Overall: 1-0 (1.000)
Home: 0-0, Away: 0-0, Neutral: 1-0	
Date	Location W/L
3/27/09	Chattanooga, Tenn. W, 9-1

Rhode Island	Overall: 4-0 (1.000)
Home: 0-0, Away: 0-0, Neutral: 4-0	
Date	Location W/L
3/9/97	Orlando, Fla. W, 6-0
3/18/99	Orlando, Fla. W, 3-2
3/10/03	Osceola, Fla. W, 1-0
2/27/09	Chattanooga, Tenn. W, 2-1

Rider	Overall: 1-1 (.500)
Home: 0-0, Away: 1-0, Neutral: 0-1	
Date	Location W/L
3/15/99	Orlando, Fla. L, 2-1
3/13/05	Kissimmee, Fla. W, 5-0

Sacred Heart	Overall: 0-1 (.000)
Home: 0-0, Away: 0-0, Neutral: 0-1	
Date	Location W/L
3/8/08	Osceola, Fla. L, 4-3

Saint Augustine	Overall: 1-0 (1.000)
Home: 0-0, Away: 0-0, Neutral: 1-0	
Date	Location W/L
3/19/93	Jacksonville, Ala. W, 3-0

Saint Joseph	Overall: 1-0 (1.000)
Home: 0-0, Away: 0-0, Neutral: 1-0	
Date	Location W/L
3/10/03	Osceola, Fla. W, 1-0

Saint Louis	Overall: 16-18 (.471)
Home: 9-7, Away: 3-10, Neutral: 2-1	
Date	Location W/L
3/16/95	Orlando, Fla. W, 8-2
4/26/97	Martin, Tenn. W, 6-0
4/26/97	Martin, Tenn. W, 1-0
3/27/98	Carbondale, Ill. W, 6-1
3/29/98	St. Louis, Mo. W, 8-1
3/29/98	St. Louis, Mo. W, 10-3
4/22/98	Martin, Tenn. W, 9-0
4/22/98	Martin, Tenn. W, 3-2
3/1/01	Martin, Tenn. L, 4-3

3/1/01	Martin, Tenn. L, 3-2
3/2/01	Louisville, Ky. L, 6-0
3/20/01	St. Louis, Mo. L, 2-1
3/20/01	St. Louis, Mo. L, 7-1
2/23/02	Martin, Tenn. L, 4-0
4/9/02	Martin, Tenn. L, 2-1
4/9/02	Martin, Tenn. L, 5-1
4/29/02	St. Louis, Mo. L, 3-0
4/29/02	St. Louis, Mo. L, 3-2
4/1/03	Martin, Tenn. L, 1-0
4/1/03	Martin, Tenn. L, 5-4
4/9/03	St. Louis, Mo. L, 4-1
4/9/03	St. Louis, Mo. L, 2-0
2/21/04	Martin, Tenn. W, 2-1
4/6/04	St. Louis, Mo. L, 5-4
4/6/04	St. Louis, Mo. L, 9-8
4/19/05	St. Louis, Mo. L, 1-0
4/19/05	St. Louis, Mo. L, 3-2
4/12/06	Martin, Tenn. W, 3-0
4/12/06	Martin, Tenn. W, 1-0
5/2/06	St. Louis, Mo. W, 6-2
4/4/07	Martin, Tenn. W, 3-1
4/4/07	Martin, Tenn. W, 3-0
2/16/08	Hammond, La. W, 4-3
2/20/10	Hammond, La. W, 9-0 (5)

Saint Peter's	Overall: 1-0 (1.000)
Home: 9-7, Away: 3-10, Neutral: 2-1	
Date	Location W/L
3/15/10	Kissimmee, Fla. W, 14-5 (5)

Saint Xavier	Overall: 0-1 (.000)
Home: 0-0, Away: 0-0, Neutral: 0-1	
Date	Location W/L
3/15/96	Orlando, Fla. L, 2-1

Samford	Overall: 6-7 (.462)
Home: 4-2, Away: 2-4, Neutral: 0-1, OVCT: 0-1	
Date	Location W/L
3/27/04	Martin, Tenn. W, 6-0
3/27/04	Martin, Tenn. L, 1-0
3/28/04	Martin, Tenn. W, 3-0
5/2/05	Birmingham, Ala. L, 1-0
5/2/05	Birmingham, Ala. W, 4-0
5/3/05	Birmingham, Ala. L, 3-2
5/6/06	Martin, Tenn. W, 5-2
5/6/06	Martin, Tenn. W, 2-0
5/7/06	Martin, Tenn. L, 3-1
4/6/07	Birmingham, Ala. L, 3-1
4/6/07	Birmingham, Ala. L, 5-3
4/7/07	Birmingham, Ala. W, 7-2
5/11/07	Cookeville, Tenn. L, 1-4
5/3/08	Martin, Tenn. L, 5-3
5/3/08	Martin, Tenn. L, 2-1
5/4/08	Martin, Tenn. L, 2-1

San Diego	Overall: 1-1 (.500)
Home: 0-0, Away: 1-1, Neutral: 0-0	
Date	Location W/L
3/11/07	San Diego, Calif. L, 5-3
3/11/07	San Diego, Calif. L, 4-3

ALL-TIME SERIES RESULTS

Southeastern Louisiana Overall: 3-1 (.750)

Home: 0-0, Away: 3-1, Neutral: 0-0

Date	Location	W/L
2/11/06	Hammond, La.	W, 5-2
2/10/07	Hammond, La.	L, 4-2
2/15/09	Hammond, La.	W, 3-1
2/21/10	Hammond, La.	W, 8-3

Southeast Missouri Overall: 27-50 (.649)

Home: 9-22, Away: 13-22, Neutral: 3-6, OVCT: 5-5

Date	Location	W/L
1986	Martin, Tenn.	L, 11-0
1986	Martin, Tenn.	L, 10-3
1986	Cape Girardeau, Mo.	L, 7-0
1986	Cape Girardeau, Mo.	L, 10-5
3/24/92	Martin, Tenn.	W
3/24/92	Martin, Tenn.	L
4/14/92	Cape Girardeau, Mo.	W
4/14/92	Cape Girardeau, Mo.	L
4/24/92	Cape Girardeau, Mo.	L, 5-0
3/29/93	Martin, Tenn.	L, 6-0
4/20/93	Cape Girardeau, Mo.	L, 3-2
4/20/93	Cape Girardeau, Mo.	L, 4-3
3/22/94	Martin, Tenn.	L, 8-0
3/22/94	Martin, Tenn.	W, 6-5
4/19/94	Cape Girardeau, Mo.	L, 2-0
4/19/94	Cape Girardeau, Mo.	W, 2-0
3/22/95	Martin, Tenn.	L, 3-0
3/22/95	Martin, Tenn.	L, 2-1
4/25/95	Cape Girardeau, Mo.	W, 6-4
4/25/95	Cape Girardeau, Mo.	L, 3-1
3/10/96	Orlando, Fla.	L, 5-0
4/10/96	Martin, Tenn.	L, 5-3
4/10/96	Martin, Tenn.	L, 7-0
4/16/96	Cape Girardeau, Mo.	L, 7-0
4/16/96	Cape Girardeau, Mo.	L, 11-1
5/4/96	Murfreesboro, Tenn.	L, 1-0
3/26/97	Cape Girardeau, Mo.	L, 4-0
3/26/97	Cape Girardeau, Mo.	L, 7-2
5/3/97	Morehead, Ky.	L, 2-1
3/28/98	Carbondale, Ill.	L, 2-0
4/14/98	Martin, Tenn.	L, 8-0
4/14/98	Martin, Tenn.	W, 2-0
4/6/99	Martin, Tenn.	L, 8-0
4/6/99	Martin, Tenn.	L, 12-5
5/1/99	Martin, Tenn.	L, 5-0
4/11/00	Cape Girardeau, Mo.	W, 3-0
4/11/00	Cape Girardeau, Mo.	L, 4-0
5/2/00	Martin, Tenn.	L, 8-2
5/2/00	Martin, Tenn.	L, 1-0
4/10/01	Cape Girardeau, Mo.	L, 2-0
4/10/01	Cape Girardeau, Mo.	L, 11-3
4/25/01	Martin, Tenn.	L, 3-2
4/25/01	Martin, Tenn.	L, 5-2
4/16/02	Martin, Tenn.	L, 3-2
4/16/02	Martin, Tenn.	W, 2-1
4/27/02	Cape Girardeau, Mo.	W, 5-1
4/27/02	Cape Girardeau, Mo.	L, 5-1
5/4/02	Richmond, Ky.	W, 4-1
4/26/03	Cape Girardeau, Mo.	L, 3-0
4/26/03	Cape Girardeau, Mo.	L, 5-4
4/27/03	Cape Girardeau, Mo.	W, 5-1

4/27/04	Cape Girardeau, Mo.	L, 5-4
4/27/04	Cape Girardeau, Mo.	W, 3-2
5/13/04	Richmond, Ky.	W, 9-6
3/19/05	Martin, Tenn.	W, 5-2
3/19/05	Martin, Tenn.	W, 2-0
3/20/05	Martin, Tenn.	L, 6-3
5/12/05	Jacksonville, Ala.	W, 3-2
5/13/05	Jacksonville, Ala.	L, 4-1
3/25/06	Cape Girardeau, Mo.	W, 2-1
3/25/06	Cape Girardeau, Mo.	L, 2-1
3/26/06	Cape Girardeau, Mo.	L, 3-1
5/11/06	Cookeville, Tenn.	L, 3-0
4/21/07	Martin, Tenn.	L, 3-1
4/21/07	Martin, Tenn.	W, 4-2
4/22/07	Martin, Tenn.	L, 6-5
4/26/08	Cape Girardeau, Mo.	L, 6-5
4/26/08	Cape Girardeau, Mo.	W, 5-2
4/27/08	Cape Girardeau, Mo.	W, 7-5
4/10/09	Martin, Tenn.	W, 2-1
4/10/09	Martin, Tenn.	W, 8-2
4/11/09	Cape Girardeau, Mo.	L, 4-3
5/9/09	Jacksonville, Ala.	W, 3-2 (8)
5/9/09	Jacksonville, Ala.	W, 4-1
5/11/10	Cape Girardeau, Mo.	W, 4-3 (8)
5/11/10	Cape Girardeau, Mo.	W, 5-1
5/21/10	Cape Girardeau, Mo.	W, 3-1

Southern Overall: 3-1 (.666)

Home: 0-0, Away: 0-0, Neutral: 3-1

Date	Location	W/L
2/11/06	Hammond, La.	W, 5-2
2/11/07	Hammond, La.	W, 9-1
2/16/08	Hammond, La.	L, 9-7
2/13/09	Hammond, La.	W, 9-1

SIU Carbondale Overall: 4-11 (.267)

Home: 1-4, Away: 3-6, Neutral: 0-1

Date	Location	W/L
3/27/98	Carbondale, Ill.	L, 10-2
4/8/03	Carbondale, Ill.	L, 4-1
4/8/03	Carbondale, Ill.	L, 8-0
4/1/04	Martin, Tenn.	L, 10-0
4/1/04	Martin, Tenn.	L, 6-2
3/29/06	Carbondale, Ill.	L, 3-0
3/29/06	Carbondale, Ill.	L, 6-3
4/18/07	Martin, Tenn.	L, 4-0
4/18/07	Martin, Tenn.	L, 9-0
2/23/08	Murfreesboro, Tenn.	L, 14-1
4/22/08	Carbondale, Ill.	W, 2-1
4/22/08	Carbondale, Ill.	W, 4-3
4/15/09	Martin, Tenn.(No. 24)	W, 10-4
3/24/10	Carbondale, Ill.	W, 4-2
3/24/10	Carbondale, Ill.	L, 9-3

SIU Edwardsville Overall: 1-5 (.200)

Home: 1-3, Away: 0-1, Neutral: 0-2

Date	Location	W/L
1986	Martin, Tenn.	L, 3-2
1986	Martin, Tenn.	L, 19-2
1986	Cape Girardeau, Mo.	L, 10-0
3/19/94	Edwardsville, Ill.	L, 8-5
4/18/09	Martin, Tenn.	L, 3-0

4/18/09	Martin, Tenn.	W, 5-2
---------	---------------	--------

Southern Indiana Overall: 2-0 (1.000)

Home: 0-0, Away: 2-0, Neutral: 0-0

Date	Location	W/L
4/2/92	Evansville, Ind.	W

4/2/92	Evansville, Ind.	W
--------	------------------	---

Southern Miss Overall: 0-1 (.000)

Home: 0-0, Away: 0-0, Neutral: 0-1

Date	Location	W/L
2/12/05	Oxford, Miss.	L, 6-1

Southwest Baptist Overall: 1-0 (1.000)

Home: 0-0, Away: 0-0, Neutral: 1-0

Date	Location	W/L
3/19/94	Edwardsville, Ill.	W, 2-0

Stetson Overall: 0-1 (.000)

Home: 0-0, Away: 0-0, Neutral: 0-1

Date	Location	W/L
3/24/01	Atlanta, Ga.	L, 7-0

Stony Brook Overall: 0-0-1 (.000)

Home: 0-0, Away: 0-0, Neutral: 0-0-1

Date	Location	W/L
3/16/98	Orlando, Fla.	T, 4-4

Syracuse Overall: 0-1 (.000)

Home: 0-0, Away: 0-0, Neutral: 0-1

Date	Location	W/L
2/25/06	Murfreesboro, Tenn.	L, 6-3

Temple Overall: 0-1 (.000)

Home: 0-0, Away: 0-0, Neutral: 0-1

Date	Location	W/L
3/13/97	Orlando, Fla.	L, 3-2

Tennessee Overall: 0-1 (.000)

Home: 0-0, Away: 0-1, Neutral: 0-0

Date	Location	W/L
4/17/98	Knoxville, Tenn.	L, 8-0

Tennessee State Overall: 47-6 (.882)

Home: 19-2, Away: 24-4, Neutral: 4-0, OVCT: 1-0

Date	Location	W/L
1987	Florence, Ala.	W, 17-0
3/15/94	Nashville, Tenn.	W, 6-1
3/15/94	Nashville, Tenn.	W, 16-0
4/16/94	Martin, Tenn.	W, 11-0
4/16/94	Martin, Tenn.	W, 9-2
4/23/94	Clarksville, Tenn.	W, 15-1
3/5/95	Martin, Tenn.	W, 9-1
3/5/95	Martin, Tenn.	W, 6-1
3/10/95	Troy, Ala.	W, 9-0
3/11/95	Troy, Ala.	W, 4-3
3/23/96	Nashville, Tenn.	W, 9-0
3/23/96	Nashville, Tenn.	L, 6-5
4/4/96	Martin, Tenn.	W, 15-0
4/4/96	Martin, Tenn.	W, 6-3

ALL-TIME SERIES RESULTS

4/19/97	Nashville, Tenn.	W, 8-0
4/19/97	Nashville, Tenn.	W, 4-3
4/24/98	Nashville, Tenn.	W, 3-1
4/24/98	Nashville, Tenn.	W, 9-6
4/16/99	Martin, Tenn.	L, 12-1
4/16/99	Martin, Tenn.	L, 7-1
3/28/00	Nashville, Tenn.	W, 10-4
3/28/00	Nashville, Tenn.	W, 9-1
4/26/00	Martin, Tenn.	W, 8-2
4/4/01	Martin, Tenn.	W, 4-3
4/4/01	Martin, Tenn.	W, 3-1
4/12/01	Nashville, Tenn.	L, 2-1
4/12/01	Nashville, Tenn.	W, 9-4
3/26/02	Martin, Tenn.	W, 2-0
3/26/02	Martin, Tenn.	W, 5-0
4/11/02	Nashville, Tenn.	W, 1-0
3/22/03	Nashville, Tenn.	L, 4-1
3/22/03	Nashville, Tenn.	W, 5-0
3/23/03	Nashville, Tenn.	W, 2-1
4/24/04	Nashville, Tenn.	W, 3-0
4/24/04	Nashville, Tenn.	W, 3-1
4/25/04	Nashville, Tenn.	W, 4-3
3/25/05	Nashville, Tenn.	W, 9-3
3/25/05	Nashville, Tenn.	W, 3-0
3/26/05	Nashville, Tenn.	W, 9-0
4/1/06	Martin, Tenn.	W, 6-1
4/1/06	Martin, Tenn.	W, 10-2
4/2/06	Martin, Tenn.	W, 2-1
5/5/07	Nashville, Tenn.	W, 4-3
5/5/07	Nashville, Tenn.	W, 3-0
5/6/07	Nashville, Tenn.	W, 4-0
4/19/08	Martin, Tenn.	W, 2-0
4/19/08	Martin, Tenn.	W, 6-4
4/20/08	Martin, Tenn.	W, 3-2
4/4/09	Nashville, Tenn.	L, 5-4 (8)
4/4/09	Nashville, Tenn.	W, 11-3
4/5/09	Nashville, Tenn.	W, 4-2
4/25/10	Martin, Tenn.	W, 7-0
4/25/10	Martin, Tenn.	W, 9-0 (6)

Tennessee Tech Overall: 15-39 (.278)

Home: 7-18	Away: 6-17	Neutral: 1-3	OVCT: 3-4
Date	Location	W/L	
4/25/92	Cape Girardeau, Mo.	L, 6-5 (8)	
4/4/93	Martin, Tenn.	L, 4-0	
4/4/93	Martin, Tenn.	L, 4-1	
4/11/93	Cookeville, Tenn.	L, 7-2	
4/11/93	Cookeville, Tenn.	W, 2-0	
4/23/93	-	L, 5-0	
4/9/95	Cookeville, Tenn.	L, 8-0	
4/9/95	Cookeville, Tenn.	L, 5-0	
4/28/96	Cookeville, Tenn.	L, 4-2	
4/28/96	Cookeville, Tenn.	W, 5-1	
5/4/96	Murfreesboro, Tenn.	W, 8-1	
5/5/96	Murfreesboro, Tenn.	L, 5-3	
3/31/97	Cookeville, Tenn.	L, 2-0	
3/31/97	Cookeville, Tenn.	W, 4-3	
4/12/97	Martin, Tenn.	L, 4-2 (9)	
4/12/97	Martin, Tenn.	L, 13-0	
4/17/99	Martin, Tenn.	L, 12-0	
4/17/99	Martin, Tenn.	L, 16-0	
4/29/00	Cookeville, Tenn.	L, 1-0	
4/29/00	Cookeville, Tenn.	L, 8-4	

4/29/00	Cookeville, Tenn.	L, 5-0
4/28/01	Martin, Tenn.	L, 8-0
4/28/01	Martin, Tenn.	L, 7-1
4/29/01	Martin, Tenn.	L, 2-0
4/20/02	Cookeville, Tenn.	L, 4-0
4/20/02	Cookeville, Tenn.	L, 2-1
4/21/02	Cookeville, Tenn.	L, 9-1
4/18/03	Martin, Tenn.	L, 3-2
4/18/03	Martin, Tenn.	L, 7-6
4/19/03	Martin, Tenn.	L, 10-1
4/3/04	Martin, Tenn.	L, 3-0
4/3/04	Martin, Tenn.	L, 2-0
4/4/04	Martin, Tenn.	W, 3-2
4/2/05	Martin, Tenn.	W, 2-1
4/2/05	Martin, Tenn.	L, 8-3
4/3/05	Martin, Tenn.	W, 2-1
4/8/06	Cookeville, Tenn.	L, 9-1
4/8/06	Cookeville, Tenn.	L, 5-2
4/8/06	Cookeville, Tenn.	L, 4-0
3/24/07	Martin, Tenn.	L, 6-4
3/24/07	Martin, Tenn.	L, 6-3
3/25/07	Martin, Tenn.	W, 2-1
5/10/07	Cookeville, Tenn.	L, 6-0
4/6/08	Cookeville, Tenn.	L, 3-0
4/6/08	Cookeville, Tenn.	W, 2-1 (9)
4/25/09	Martin, Tenn.	W, 7-4
4/25/09	Martin, Tenn.	L, 1-0
4/26/09	Martin, Tenn.	W, 5-0
5/7/09	Jacksonville, Ala.	L, 1-0
5/9/09	Jacksonville, Ala.	W, 4-2
4/10/10	Cookeville, Tenn.	W, 9-1 (5)
4/10/10	Cookeville, Tenn.	W, 3-2
4/11/10	Cookeville, Tenn.	L, 6-0
5/15/10	Martin, Tenn.	W, 2-1

Texas-Arlington Overall: 0-2 (.000)

Home: 0-0, Away: 0-1, Neutral: 0-1		
Date	Location	W/L
3/18/99	Orlando, Fla.	L, 4-1
2/21/09	Dallas, Texas	L, 5-3 (8)

Texas Southern Overall: 1-0 (1.000)

Home: 0-0, Away: 0-0, Neutral: 1-0		
Date	Location	W/L
2/22/09	Dallas, Texas	W, 10-2

Toledo Overall: 2-2 (.500)

Home: 0-0, Away: 0-0, Neutral: 1-2		
Date	Location	W/L
3/31/95	Atlanta, Ga.	L, 6-0
3/2/01	Louisville, Ky.	L, 2-1
3/4/07	Chattanooga, Tenn.	W, 13-8
3/6/09	Atlanta, Ga.	W, 2-1

Troy Overall: 2-7 (.222)

Home: 0-0, Away: 0-2, Neutral: 2-4, GST: 1-0		
Date	Location	W/L
1986	Florence, Ala.	L, 9-8
1986	Florence, Ala.	W, 13-3
1987	Florence, Ala.	W, 8-1
4/17/92	Columbus, Miss.	L
3/10/95	Troy, Ala.	L, 9-1

3/11/95	Troy, Ala.	L, 6-2
4/1/95	Atlanta, Ga.	L, 2-0
3/3/02	Atlanta, Ga.	L, 7-2
2/9/07	Hammonds, La.	L, 5-2

Tulsa Overall: 0-2 (.000)

Home: 0-0, Away: 0-0, Neutral: 0-2		
Date	Location	W/L
2/21/97	Monroe, La.	L, 8-2
2/14/97	Oxford, Miss.	L, 7-2

Valparaiso Overall: 2-0 (1.000)

Home: 0-0, Away: 0-0, Neutral: 2-0		
Date	Location	W/L
3/16/95	Orlando, Fla.	W, 4-3
3/13/96	Orlando, Fla.	W, 6-3

Vermont Overall: 0-1 (.000)

Home: 0-0, Away: 0-0, Neutral: 0-1		
Date	Location	W/L
3/19/99	Orlando, Fla.	L, 9-3

Wagner Overall: 2-0 (1.000)

Home: 0-0, Away: 0-0, Neutral: 2-0		
Date	Location	W/L
3/12/02	Winter Park, Fla.	W, 8-2
3/13/06	Kissimmee, Fla.	W, 2-1

Wayne State Overall: 1-3 (.250)

Home: 0-0, Away: 0-0, Neutral: 1-3		
Date	Location	W/L
4/3/92	Owensboro, Ky.	L
4/4/92	Owensboro, Ky.	W
4/5/92	Owensboro, Ky.	L
4/5/92	Owensboro, Ky.	L

West Alabama Overall: 1-0 (1.000)

Home: 0-0, Away: 0-0, Neutral: 0-0, GST: 1-0		
Date	Location	W/L
1986	Forence, Ala.	W, 17-2

West Georgia Overall: 4-0 (1.000)

Home: 0-0, Away: 0-0, Neutral: 2-0, GST: 2-0		
Date	Location	W/L
1987	Martin, Tenn.	W, 7-4
1987	Martin, Tenn.	W, 2-1
3/20/93	Jacksonville, Ala.	W, 6-1
3/12/94	Jacksonville, Ala.	W, 8-0

Western Kentucky Overall: 3-8 (.273)

Home: 0-3, Away: 2-4, Neutral: 1-1		
Date	Location	W/L
3/8/00	Bowling Green, Ky.	L, 2-1
3/8/00	Bowling Green, Ky.	L, 6-4
4/2/00	Martin, Tenn.	L, 19-2
3/28/02	Martin, Tenn.	L, 4-3
3/28/02	Martin, Tenn.	L, 2-1
3/5/03	Bowling Green, Ky.	L, 2-1
3/5/03	Bowling Green, Ky.	W, 5-3
3/5/05	Bowling Green, Ky.	L, 8-7

ALL-TIME SERIES RESULTS

3/6/05	Bowling Green, Ky.	W, 4-3	Wisconsin-Green Bay (.500) Home: 0-0, Away: 0-0, Neutral: 1-1	Overall: 1-1	Yale Home: 0-0, Away: 0-0, Neutral: 3-2	Overall: 3-2 (.600)			
3/7/09	Atlanta, Ga.	L, 4-1		Date		Location	W/L		
3/7/10	Atlanta, Ga.	W, 5-3		2/28/04		Chattanooga, Tenn.	L, 11-6		
Wichita State Overall: 0-1 (.000) Home: 0-0, Away: 0-0, Neutral: 0-1									
Date	Location	W/L							
3/30/96	Marietta, Ga.	L, 6-0	Wisconsin-Green Bay (.500) Home: 0-0	Overall: 1-1	Youngstown State Overall: 2-1 (.667) Home: 0-0, Away: 0-0, Neutral: 2-1				
				Away: 0-0		Neutral: 1-1	Date	Location	W/L
				Date		Location	W/L		
			3/14/95	Orlando, Fla.	L, 3-2	3/14/02	Winter Park, Fla.	W, 4-3	
			3/18/95	Orlando, Fla.	W, 5-4	3/14/03	Osceola, Fla.	W, 5-2	
						3/14/05	Kissimmee, Fla.	L, 3-1	
Winthrop Overall: 0-2 (.000) Home: 0-0, Away: 0-0, Neutral: 0-1									
Date	Location	W/L							
3/6/09	Atlanta, Ga.	L, 3-1							
3/6/10	Atlanta, Ga.	L, 5-3							

YEARLY RECORDS

[illegible]

YEARLY RECORDS

1992

Mellanie Surratt

Overall: 24-19

Date	Team	Result
3/21	at Jacksonville State	L
3/24	Southeast Missouri	W
3/24	Southeast Missouri	L
3/26	at Austin Peay	W
3/26	at Austin Peay	W
3/27	2-at North Alabama	W
3/27	2-vs. Martin Methodist	W
3/28	2-vs. Jacksonville State	W
4/28	2-vs. Athens State	W
4/2	at Southern Indiana	W
4/2	at Southern Indiana	W
4/3	3-vs. Wayne State	L
4/3	3-vs. Athens State	L
4/4	3-at Kentucky Wesleyan	L
4/4	3-vs. Livingston	W
4/4	3-vs. Wayne State	W
4/4	3-vs. Oakland University	W
4/5	3-vs. Wayne State	L
4/5	3-vs. Wayne State	L
4/8	Austin Peay	W
4/8	Austin Peay	L
4/14	at Southeast Missouri	W
4/14	at Southeast Missouri	L
4/15	Kentucky Wesleyan	L
4/15	Kentucky Wesleyan	L
4/17	4-vs. Troy State	L
4/17	4-at Miss. Univ. for Women	W
4/18	4-vs. Livingston	L
4/18	4-vs. Jacksonville State	W
4/18	4-vs. Mississippi College	W
4/24	5-at Southeast Missouri	L, 5-0
4/24	5-vs. Austin Peay	W, 2-0
4/25	5-vs. Morehead State	W, 10-1 (5)
4/25	5-vs. Tennessee Tech	L, 6-5 (8)
4/25	5-vs. Morehead State	W, 7-4

1-Jacksonville State Tournament, Jacksonville, Ala.
2-North Alabama Tournament, Florence, Ala.
3-Kentucky Wesleyan Invitational, Owensboro, Ky.
4-Miss. Univ. for Women Invitational, Columbus, Miss.
5-Ohio Valley Conference Tournament

1993

Mellanie Surratt

Overall: 11-17 • OVC: 4-12

Date	Team	Result
3/10	at Kentucky Wesleyan	L, 5-4
3/12	at Lambuth	W, 4-2
3/12	at Lambuth	L, 5-1
3/19	1-vs. Columbus	W, 5-4
3/19	1-vs. North Alabama	L, 6-3
3/19	1-vs. Saint Augustine	W, 3-0
3/20	1-at Jacksonville State	W, 1-0
3/20	1-vs. West Georgia	W, 6-1
3/26	* at Austin Peay	L, 3-0
3/26	* at Austin Peay	W, 2-0
3/29	* Southeast Missouri	L, 6-0
4/4	* Tennessee Tech	L, 4-0
4/4	* Tennessee Tech	L, 4-1
4/9	* Austin Peay	L, 2-0

4/9	* Austin Peay	W, 3-0
4/10	* at Eastern Kentucky	L, 2-1
4/10	* at Eastern Kentucky	W, 6-2
4/10	* at Eastern Kentucky	L, 7-5
4/11	* at Tennessee Tech	L, 7-2
4/11	* at Tennessee Tech	W, 2-0
4/13	Lambuth	W, 1-0
4/13	Lambuth	W, 5-4
4/18	* Middle Tennessee	L, 2-0
4/18	* Middle Tennessee	L, 2-1
4/20	* at Southeast Missouri	L, 3-2
4/20	* at Southeast Missouri	L, 4-3
4/23	2-vs. Tennessee Tech	L, 5-0
4/23	2-vs. Austin Peay	L, 1-0

1-Jacksonville State Invitational, Jacksonville, Ala.
2-Ohio Valley Conference Tournament

1994

Mellanie Surratt

21-20 (.512) 11-9 OVC

Date	Team	Result
3/11	1-vs. Belhaven	W, 1-0
3/11	1-vs. Faulkner	W, 7-2
3/12	1-vs. West Georgia	W, 8-0
3/12	1-at Jacksonville State	L, 2-1
3/14	at Chattanooga	L, 4-1
3/14	at Chattanooga	W, 2-1
3/15	* at Tennessee State	W, 6-1
3/15	* at Tennessee State	W, 16-0
3/18	vs. Central Missouri State	L, 5-1
3/18	vs. Quincy (Ill.)	L, 2-1
3/18	2-vs. NE Missouri State	L, 10-3
3/19	2-vs. Southwest Baptist	W, 2-0
3/19	2-at SIU Edwardsville	L, 8-5
3/22	* Southeast Missouri	L, 8-0
3/22	* Southeast Missouri	W, 6-5
3/24	at Evansville	L, 3-0
3/24	at Evansville	L, 10-2
3/26	Chattanooga	L, 2-0
3/26	Chattanooga	W, 6-5
4/1	* Eastern Kentucky	L, 3-1
4/1	* Eastern Kentucky	W, 9-3
4/2	* Morehead State	L, 5-2
4/2	* Morehead State	W, 11-2
4/8	* at Morehead State	W, 6-4
4/8	* at Morehead State	L, 7-3
4/9	* at Eastern Kentucky	L, 5-2
4/9	* at Eastern Kentucky	W, 1-0
4/13	Evansville	W, 4-2
4/13	Evansville	W, 4-0
4/16	* Tennessee State	W, 11-0
4/16	* Tennessee State	W, 9-2
4/18	* Austin Peay	L, 3-0
4/18	* Austin Peay	W, 5-1
4/19	* at Southeast Missouri	L, 2-0
4/19	* at Southeast Missouri	W, 2-0
4/20	* Middle Tennessee	L, 4-2 (11)
4/20	* Middle Tennessee	L, 6-4
4/22	3-vs. Eastern Kentucky	L, 4-0
4/23	3-vs. Tennessee State	W, 15-1
4/23	3-vs. Morehead State	W, 2-0
4/23	3-vs. Middle Tennessee	L, 5-1

1-Jacksonville State Invitational, Jacksonville, Ala.
2-SIU Edwardsville Invitational, Edwardsville, Ill.
3-Ohio Valley Conference Tournament

1995

Mellanie Surratt

Overall: 21-25 • OVC: 9-11

Date	Team	Result
2/26	Chattanooga	W, 6-4
2/26	Chattanooga	L, 6-1
3/5	* Tennessee State	W, 9-1
3/5	* Tennessee State	W, 6-1
3/10	1-vs. Tennessee State	W, 9-0
3/10	1-vs. Faulkner	W, 2-1
3/10	1-at Troy State	L, 9-1
3/11	1-at Troy State	L, 6-2
3/11	1-vs. Faulkner	L, 3-2
3/11	1-vs. Tennessee State	W, 4-3
3/13	2-vs. Dayton	W, 7-2
3/13	2-vs. Morehead State	W, 5-0
3/14	2-vs. Wisconsin-Green Bay	L, 3-2
3/16	2-vs. Saint Louis	W, 8-2
3/16	2-vs. Valparaiso	W, 4-3
3/16	2-vs. Dayton	L, 5-2
3/17	2-vs. Florida Atlantic	W, 10-4
3/18	2-vs. Wisc.-Green Bay	W, 5-4
3/20	Northeast Illinois	W, 4-1
3/20	Northeast Illinois	L, 17-1
3/21	Evansville	L, 8-5
3/21	Evansville	L, 5-4
3/22	* Southeast Missouri	L, 3-0
3/22	* Southeast Missouri	L, 2-1
3/26	Austin Peay	L, 3-2
3/26	Austin Peay	L, 6-5
3/31	3-vs. Toledo	L, 6-0
3/31	3-at Georgia State	L, 15-0
4/1	3-vs. Maryland	W, 12-1
4/1	3-vs. Troy State	L, 2-0
4/3	* at Middle Tennessee	W, 3-0
4/3	* at Middle Tennessee	L, 4-3
4/7	* at Morehead State	L, 3-2
4/7	* at Morehead State	W, 5-1
4/8	* at Eastern Kentucky	L, 5-2
4/8	* at Eastern Kentucky	W, 2-1
4/9	* at Tennessee Tech	L, 8-0
4/9	* at Tennessee Tech	L, 5-0
4/13	* Austin Peay	L, 14-1
4/13	* Austin Peay	W, 13-3
4/18	* at Austin Peay	W, 4-1
4/18	* at Austin Peay	W, 6-3
4/22	* Eastern Kentucky	L, 5-2
4/22	* Eastern Kentucky	L, 5-3
4/25	* at Southeast Missouri	W, 6-4
4/25	* at Southeast Missouri	L, 3-1

1-Troy State Invitational, Troy, Ala.
2-Rebel Spring Games, Kissimmee, Fla.
3-Buzz Classic, Atlanta, Ga.

1996

Mellanie Surratt

Overall: 20-26 • OVC: 13-11

Date	Team	Result
2/24	Chattanooga	L, 8-5
2/24	Chattanooga	L, 9-1

3/10	1-vs. Southeast Missouri	L, 5-0
3/10	1-vs. Creighton	L, 4-3
3/13	1-vs. Maine	L, 2-1
3/13	1-vs. Valparaiso	W, 6-3
3/14	1-vs. Providence	L, 4-3 (8)
3/14	1-vs. Creighton	L, 5-4 (9)
3/15	1-vs. St. Xavier	L, 2-1
3/15	1-vs. Fairfield	W, 7-6
3/21	Northeast Illinois	W, 3-1
3/21	Northeast Illinois	L, 9-7
3/23	* at Tennessee State	W, 9-0
3/23	* at Tennessee State	L, 6-5
3/24	* at Middle Tennessee	W, 3-2
3/24	* at Middle Tennessee	L, 6-0
3/29	1-at Georgia Tech	W, 1-0 (9)
3/29	1-vs. North Carolina	L, 5-1
3/30	1-vs. Wichita State	L, 6-0
4/3	* at Austin Peay	W, 11-3
4/3	* at Austin Peay	L, 4-1
4/4	* Tennessee State	W, 15-0
4/4	* Tennessee State	W, 6-3
4/10	* Southeast Missouri	L, 5-3
4/10	* Southeast Missouri	L, 7-0
4/12	* Middle Tennessee	L, 2-1
4/12	* Middle Tennessee	L, 1-0
4/13	* Morehead State	W, 2-1
4/13	* Morehead State	W, 7-6
4/14	* Eastern Kentucky	W, 1-0
4/14	* Eastern Kentucky	W, 4-3
4/16	* at Southeast Missouri	L, 7-0
4/16	* at Southeast Missouri	L, 11-1
4/17	* at Austin Peay	L, 6-3
4/17	* at Austin Peay	W, 6-1
4/20	at Jacksonville State	L, 4-0
4/26	* at Morehead State	W, 2-1
4/26	* at Morehead State	W, 4-2
4/27	* at Eastern Kentucky	L, 1-0 (9)
4/27	* at Eastern Kentucky	W, 3-2
4/28	* at Tennessee Tech	L, 4-2
4/28	* at Tennessee Tech	W, 5-1
5/4	3-vs. Tennessee Tech	W, 8-1
5/4	3-vs. Southeast Missouri	L, 1-0
5/5	3-vs. Morehead State	W, 6-0
5/5	3-vs. Tennessee Tech	L, 5-3

1-Rebel Spring Games, Kissimmee, Fla.
2-Georgia Tech Buzz Classic, Atlanta, Ga.
3-Ohio Valley Conference Tournament

1997

Mellanie Surratt

Overall: 23-24-1 • OVC 15-11

Date	Team	Result
2/21	1-vs. Mississippi State	L, 4-1
2/21	1-vs. Tulsa	L, 8-2
2/22	1-vs. Alcorn State	W, 5-2
2/22	1-vs. Nicholls State	L, 3-1
2/23	1-vs. Louisiana Tech	L, 10-1
2/23	1-vs. Northern Illinois	L, 6-2
2/26	North Alabama	W, 8-2
2/26	North Alabama	T, 2-2
3/9	2-vs. Providence	L, 3-0
3/9	2-vs. Rhode Island	W, 6-0
3/10	2-vs. Fairfield	L, 7-1

YEARLY RECORDS

3/10	2-vs. Yale	L, 7-1
3/12	2-vs. Maine	L, 4-2
3/12	2-vs. UNC Wilmington	L, 4-0
3/13	2-vs. Temple	L, 3-2
3/13	2-vs. Fairfield	W, 2-1
3/25	* at Eastern Illinois	W, 2-1
3/25	* at Eastern Illinois	L, 6-5
3/26	* at Southeast Missouri	L, 4-0
3/26	* at Southeast Missouri	L, 7-2
3/29	* at Eastern Kentucky	L, 3-2
3/29	* at Eastern Kentucky	W, 5-2
3/30	* at Morehead State	L, 1-0 (8)
3/30	* at Morehead State	W, 5-0
3/31	* at Tennessee Tech	L, 2-0
3/31	* at Tennessee Tech	W, 4-3
4/9	* at Austin Peay	W, 6-5
4/9	* at Austin Peay	W, 7-3
4/12	* Tennessee Tech	L, 4-2 (9)
4/12	* Tennessee Tech	L, 13-0
4/13	* Morehead State	W, 8-3
4/13	* Morehead State	L, 5-3
4/14	* Eastern Kentucky	W, 2-1 (8)
4/14	* Eastern Kentucky	W, 5-4
4/16	* Austin Peay	W, 2-0
4/16	* Austin Peay	W, 3-2
4/18	* at Middle Tennessee	L, 2-0
4/18	* at Middle Tennessee	W, 4-3
4/19	* at Tennessee State	W, 8-0
4/19	* at Tennessee State	W, 4-3
4/26	Saint Louis	W, 6-0
4/26	Saint Louis	W, 1-0
4/27	* Eastern Illinois	W, 6-1
4/27	* Eastern Illinois	L, 10-5
5/3	3-vs. Middle Tennessee	W, 2-1
5/3	3-vs. Southeast Missouri	L, 2-1
5/4	3-vs. Eastern Kentucky	W, 5-3
5/4	3-vs. Eastern Illinois	L, 4-0

1-Mardi Gras Classic, Monroe, La.
2-Rebel Spring Games, Kissimmee, Fla.
3-Ohio Valley Conference Tournament, Morehead, Ky.

1998

Mellanie Surratt

22-20-1 (.512) 11-6 OVC

Date	Team	Result
3/7	1-vs. Northern Iowa	L, 21-3
3/7	1-vs. Northern Iowa	L, 14-2
3/8	1-Northeast Illinois	L, 6-4
3/14	2-vs. Marist	W, 5-3
3/14	2-vs. Marist	L, 7-3
3/15	2-vs. Yale	L, 3-2 (8)
3/15	2-vs. Fairfield	W, 6-2
3/16	2-vs. Manhattan	L, 3-1
3/16	2-vs. Army	W, 6-1
3/16	2-vs. Stony Brook	T, 4-4
3/18	2-vs. Colgate	L, 2-1
3/18	2-vs. Bradley	W, 4-2
3/24	* at Austin Peay	L, 8-4
3/24	* at Austin Peay	L, 3-0
3/27	3-at Southern Illinois	L, 10-2
3/27	3-vs. Saint Louis	W, 6-1
3/28	3-vs. Northern Iowa	L, 9-3
3/28	3-vs. Southeast Missouri	L, 2-0

3/29	at Saint Louis	W, 8-1
3/29	at Saint Louis	W, 10-3
4/1	* at Middle Tennessee	W, 4-0
4/1	* at Middle Tennessee	W, 2-0
4/4	* Eastern Kentucky	L, 6-2
4/4	* Eastern Kentucky	L, 9-0
4/5	* Morehead State	L, 2-0
4/5	* Morehead State	W, 2-1
4/7	* Austin Peay	W, 2-1 (9)
4/7	* Austin Peay	W, 1-0
4/9	* at Eastern Illinois	W, 8-5
4/11	* Eastern Illinois	W, 5-1
4/11	* Eastern Illinois	W, 4-1
4/14	* Southeast Missouri	L, 8-0
4/14	* Southeast Missouri	W, 2-0
4/17	4-at Tennessee	L, 8-0
4/18	4-vs. Furman	W, 4-0
4/22	Saint Louis	W, 9-0
4/22	Saint Louis	W, 3-2
4/24	* at Tennessee State	W, 3-1
4/24	* at Tennessee State	W, 9-6
4/25	Austin Peay	W, 5-3
4/25	Austin Peay	L, 6-0
5/2	5-vs. Eastern Illinois	L, 3-0
5/3	5-vs. Morehead State	L, 1-0

1-Southeast Missouri Invitational
2-Rebel Spring Games
3-Saluki Invitational
4-Lady Vol Spring Invitational
5-Ohio Valley Conference Tournament

1999

Mellanie Surratt

Overall: 4-42 • OVC: 2-18

Date	Team	Result
2/22	Chattanooga	L, 7-0
2/22	Chattanooga	L, 12-0
2/23	at Belmont	L, 4-3
2/23	at Belmont	L, 6-0
2/26	1-vs. Notre Dame	L, 8-0
2/26	1-vs. Maryland	L, 11-1
2/28	1-vs. Chattanooga	L, 10-0
2/28	1-vs. Liberty	L, 5-0
3/1	at Jacksonville State (3/1)	L, 7-2
3/1	at Jacksonville State (3/1)	L, 11-3
3/15	2-vs. Rider	L, 2-1
3/15	2-vs. Morehead State	L, 13-1
3/16	2-vs. IUPUI	L, 6-5
3/16	2-vs. Manhattan)	L 5-4
3/18	2-vs. Texas-Arlington	L, 4-1
3/18	2-vs. Rhode Island	W, 3-2
3/19	2-vs. Vermont	L, 9-3
3/19	2-vs. Jacksonville State	L, 6-1
3/23	* Austin Peay	W, 10-9
3/26	3-vs. Campbell	L, 13-0
3/26	3-vs. Evansville	L, 11-0
3/27	3-vs. Maryland	L, 10-0
4/1	at Austin Peay	W, 4-1
4/1	at Austin Peay	L, 4-3
4/3	* at Eastern Illinois	L, 3-0
4/3	* at Eastern Illinois	L, 6-0

4/6	* Southeast Missouri	L, 8-0
4/6	* Southeast Missouri	L, 12-5
4/10	* at Eastern Kentucky	L, 8-0
4/10	* at Eastern Kentucky	L, 14-2
4/11	* at Morehead State	L, 9-1
4/11	* at Morehead State	L, 9-1
4/13	* at Austin Peay	W, 9-8
4/13	* at Austin Peay	L, 6-2
4/16	* Tennessee State	L, 12-1
4/16	* Tennessee State	L, 7-1
4/17	* Tennessee Tech	L, 12-0
4/17	* Tennessee Tech	L, 16-0
4/18	* Middle Tennessee	L, 15-1
4/18	* Middle Tennessee	L, 1-0
4/21	Belmont	L, 9-1
4/21	Belmont	L, 9-2
4/24	* Eastern Illinois	L, 24-0
4/24	* Eastern Illinois	L, 9-3
5/1	4-Southeast Missouri	L, 5-0
5/1	4-Eastern Illinois	L, 13-3

1-Choo-Choo Classic, Chattanooga, Tenn.
2-Rebel Spring Games, Kissimmee, Fla.
3-Buzz Classic, Atlanta, Ga.
4-Ohio Valley Conference Tournament, Martin, Tenn.

2000

Amy Cole Fuller

Overall: 16-22 • OVC 9-14

Date	Team	Result
3/1	Austin Peay	W, 8-0
3/1	Austin Peay	W, 1-0
3/8	at Western Kentucky	L, 2-1
3/8	at Western Kentucky	L, 6-4
3/17	1-vs. East Carolina	L, 8-1
3/17	1-vs. Providence	W, 3-2
3/18	1-vs. College of Charleston	L, 2-1
3/18	1-vs. Cleveland State	L, 6-2
3/23	* Austin Peay	W, 2-1
3/23	* Austin Peay	W, 7-3
3/25	* Morehead State	W, 3-2
3/26	* Morehead State	L, 5-1
3/26	* Morehead State	W, 6-1
3/28	* at Tennessee State	W, 10-4
3/28	* at Tennessee State	W, 9-1
4/1	at Belmont	W, 4-3
4/1	at Belmont	W, 1-0
4/2	Western Kentucky	L, 19-2
4/6	* at Middle Tennessee	L, 7-0
4/6	* at Middle Tennessee	L, 3-2
4/9	* Eastern Illinois	L, 7-5
4/9	* Eastern Illinois	L, 7-6
4/9	* Eastern Illinois	L, 1-0
4/11	* at Southeast Missouri	W, 3-0
4/11	* at Southeast Missouri	L, 4-0
4/15	* at Eastern Kentucky	W, 2-1
4/15	* at Eastern Kentucky	L, 5-4
4/16	* at Eastern Kentucky	L, 5-1
4/21	at Belmont	W, 7-4
4/21	at Belmont	W, 9-1
4/26	* Tennessee State	W, 8-2
4/29	* at Tennessee Tech	L, 1-0
4/29	* at Tennessee Tech	L, 8-4
4/30	* at Tennessee Tech	L, 5-0

5/2	* Southeast Missouri	L, 8-2
5/2	* Southeast Missouri	L, 1-0
5/6	* Middle Tennessee	L, 2-0
5/6	* Middle Tennessee	L, 4-0

1-Winthrop Tournament, Rock Hill, S.C.

2001

Amy Cole Fuller

Overall: 9-45 • OVC: 4-17

Date	Team	Result
2/10	1-vs. Nicholls State	L, 3-1
2/10	1-at Ole Miss	L, 2-1
2/11	1-vs. Nicholls State	L, 4-0
2/11	1-at Ole Miss	L, 11-3
2/21	Belmont	W, 9-8
2/21	Belmont	L, 9-7
2/27	at Middle Tennessee	L, 1-0
2/27	at Middle Tennessee	L, 5-0
3/1	Saint Louis	L, 4-3
3/1	Saint Louis	L, 3-2
3/2	2-vs. Toledo	L, 2-1
3/2	2-vs. Saint Louis	L, 6-0
3/3	2-at Louisville	L, 8-0
3/3	2-at Louisville	L, 3-2
3/6	Lipscomb	L, 6-1
3/6	Lipscomb	L, 4-2
3/9	3-vs. Indiana State	L, 2-1
3/9	3-at Missouri	L, 6-4
3/10	3-at Missouri	L, 15-0
3/10	3-vs. Iowa State	L, 5-0
3/11	3-vs. Indiana State	L, 11-3
3/11	3-vs. Iowa State	L, 8-4
3/20	at Saint Louis	L, 2-1
3/20	at Saint Louis	L, 7-1
3/23	4-vs. Coastal Carolina	W, 6-5
3/23	4-at Georgia Tech	L, 3-0
3/24	4-vs. Stetson	L, 7-0
3/24	4-vs. Illinois-Chicago	L, 9-2
3/31	* at Morehead State	L, 4-3
3/31	* at Morehead State	L, 2-1
4/1	* at Morehead State	W, 5-0
4/4	* Tennessee State	W, 4-3
4/4	* Tennessee State	W, 3-1
4/5	* at Austin Peay	L, 3-1
4/5	* at Austin Peay	L, 7-5
4/7	* at Eastern Illinois	L, 9-1
4/7	* at Eastern Illinois	W, 1-0
4/8	* at Eastern Illinois	L, 4-0
4/10	* at Southeast Missouri	L, 2-0
4/10	* at Southeast Missouri	L, 11-3
4/12	* at Tennessee State	L, 2-1
4/12	* at Tennessee State	W, 9-4
4/14	* Eastern Kentucky	L, 2-1
4/14	* Eastern Kentucky	L, 3-0
4/15	* Eastern Kentucky	L, 3-1
4/20	at Belmont	W, 7-4
4/20	at Belmont	L, 3-2
4/22	* Austin Peay	L, 2-0
4/22	* Austin Peay	W, 8-1
4/25	* Southeast Missouri	L, 3-2
4/25	* Southeast Missouri	L, 5-2
4/28	* Tennessee Tech	L, 8-0

YEARLY RECORDS

4/28 * Tennessee Tech L, 7-1
4/29 * Tennessee Tech L, 2-0

1-Ole Miss Invitational, Oxford, Miss.
2-Louisville Invitational, Louisville, Ky.
3-Missouri Invitational, Columbia, Mo.
4-Buzz Classic, Atlanta, Ga.

2002

Donley Canary

Overall: 25-33 • OVC 12-7

Date	Team	Result
2/16	1-vs. Nicholls State	W, 3-0
2/16	1-at Ole Miss	L, 6-2
2/16	1-vs. Evansville	L, 1-0
2/17	1-vs. Evansville	L, 4-1
2/19	at Lipscomb	W, 4-0
2/19	at Lipscomb	L, 10-2
2/23	2-Lipscomb	W, 3-1
2/23	2-Saint Louis	L, 4-0
2/23	2-Indiana State	W, 3-1
2/24	2-Lipscomb	L, 6-4
2/24	2-Indiana State	L, 5-1
3/1	3-vs. Georgia	L, 6-1
3/3	3-vs. Troy State	L, 7-2
3/3	3-vs. Birmingham-Southern	W, 7-0
3/5	Loyola-Chicago	W, 5-0
4/5	Loyola-Chicago	W, 3-0
3/10	4-vs. Colorado State	L, 5-0
3/10	4-vs. Butler	L, 5-3
3/10	4-vs. Bucknell	W, 8-0
3/11	4-at Central Florida	L, 6-0
3/12	4-vs. Wagner	W, 8-2
3/12	4-vs. George Mason	L, 6-3
3/14	4-vs. Bowling Green	L, 10-2
3/14	4-vs. Youngstown State	W, 4-3
3/15	4-vs. Pennsylvania	W, 13-2
3/20	Maine	L, 6-4
3/26	* Tennessee State	W, 2-0
3/26	* Tennessee State	W, 5-0
3/28	Western Kentucky	L, 4-3
3/28	Western Kentucky	L, 2-1
3/30	* at Eastern Kentucky	L, 3-2
3/30	* at Eastern Kentucky	L, 7-0
4/2	* Austin Peay	W, 2-0
4/2	* Austin Peay	W, 1-0
4/6	* at Eastern Illinois	L, 2-1
4/6	* at Eastern Illinois	W, 7-3
4/7	* at Eastern Illinois	W, 5-3
4/9	Saint Louis	L, 2-1
4/9	Saint Louis	L, 5-1
4/11	* at Tennessee State	W, 1-0
4/13	* Morehead State	W, 6-1
4/13	* Morehead State	W, 4-2
4/14	* Morehead State	W, 3-2
4/16	* Southeast Missouri	L, 3-2
4/16	* Southeast Missouri	W, 2-1
4/18	Lipscomb	L, 11-4
4/18	Lipscomb	L, 2-0
4/20	* at Tennessee Tech	L, 4-0
4/20	* at Tennessee Tech	L, 2-1
4/21	* at Tennessee Tech	L, 9-1
4/23	at Belmont	W, 4-1
4/27	* at Southeast Missouri	W, 5-1

4/27 * at Southeast Missouri L, 5-1
4/29 at Saint Louis L, 3-0
4/29 at Saint Louis L, 3-2
5/3 5-vs. Eastern Illinois L, 6-1
5/4 5-vs. Southeast Missouri W, 4-1
5/4 5-vs. Eastern Illinois L, 5-1

1-Ole Miss Invitational, Oxford, Miss.
2-UT Martin Invitational, Martin, Tenn.
3-Georgia State Invitational, Atlanta, Ga.
4-Rebel Spring Games, Kissimmee, Fla.
5-Ohio Valley Conference Tournament, Richmond, Ky.

2003

Donley Canary

Overall: 21-26 • OVC: 12-8

Date	Team	Result
2/15	1-vs. Indiana State	L, 3-0
2/28	2-vs. Drake	L, 2-0
3/1	3-at Evansville	L, 5-4
3/1	3-vs. Central Connecticut	W, 11-1
3/2	3-vs. Northern Illinois	L, 8-7
3/5	at Western Kentucky	L, 2-1
3/5	at Western Kentucky	W, 5-3
3/10	4-vs. St. Joseph	W, 1-0
3/10	4-vs. Rhode Island	W, 1-0
3/12	4-vs. George Mason	W, 4-2
3/12	4-vs. Colorado State	L, 2-0
3/13	4-vs. Maine	L, 2-0
3/13	4-vs. IPFW	W, 11-1
3/14	4-vs. Bucknell	W, 5-3
3/14	4-vs. Youngstown	W, 5-2
3/22	* at Tennessee State	L, 4-1
3/22	* at Tennessee State	W, 5-0
3/23	* at Tennessee State	W, 2-1
3/26	Ole Miss	L, 7-1
3/26	Ole Miss	L, 2-1
3/27	Lipscomb	L, 5-1
3/27	Lipscomb	W, 6-4
3/29	* Eastern Kentucky	W, 2-1
3/29	* Eastern Kentucky	W, 4-2
3/30	* Eastern Kentucky	L, 4-2
4/1	Saint Louis	L, 1-0
4/1	Saint Louis	L, 5-4
4/2	Middle Tennessee	L, 4-1
4/2	Middle Tennessee	L, 9-0
4/5	* Eastern Illinois	W, 3-2
4/5	* Eastern Illinois	W, 8-0
4/8	at Southern Illinois	L, 4-1
4/8	at Southern Illinois	L, 8-0
4/9	at Saint Louis	L, 4-1
4/9	at Saint Louis	L, 2-0
4/12	* at Morehead State	W, 3-0
4/12	* at Morehead State	W, 4-0
4/13	* at Morehead State	W, 11-0
4/15	* at Austin Peay	W, 5-4
4/15	* at Austin Peay	L, 3-2
4/18	* Tennessee Tech	L, 3-2
4/18	* Tennessee Tech	L, 7-6
4/19	* Tennessee Tech	L, 10-1
4/22	* Austin Peay	W, 4-0
4/26	* at Southeast Missouri	L, 3-0
4/26	* at Southeast Missouri	L, 5-4
4/27	* at Southeast Missouri	W, 5-1
	5-vs. Eastern Illinois	L, 6-3

5-vs. Southeast Missouri L, 4-3

1-Ole Miss Invitational, Oxford, Miss.
2-Tennessee Tech Tournament, Cookeville, Tenn.
3-Evansville Invitational, Evansville, Ind.
4-Rebel Spring Games, Kissimmee, Fla.
5-Ohio Valley Conference Tournament, Cookeville, Tenn.

2004

Donley Canary

Overall: 40-21 • OVC: 18-7

Date	Team	Result
2/14	1-vs. Indiana State	L, 3-2
2/14	1-vs. Tulsa	L, 7-2
2/21	2-IPFW	W, 1-0
2/21	2-East Tennessee State	W, 3-2
2/21	2-Saint Louis	W, 2-1
2/22	2-Oakland	W, 9-8
2/22	2-Indiana State	L, 6-2
2/27	3-at Chattanooga	W, 5-2
2/27	3-vs. Marshall	L, 10-6
2/28	3-vs. Wisconsin	L, 11-6
2/28	3-vs. North Texas	W, 5-1
2/29	3-vs. Buffalo	W, 2-1
3/6	4-vs. Kent State (3/6)	L, 9-5
3/6	4-vs. Iowa State (3/6)	W, 5-4
3/7	4-at Louisville (3/7)	L, 12-2
3/14	5-vs. Lafayette	W, 7-0
3/14	5-vs. Fairleigh Dickinson	W, 5-3
3/15	5-vs. Yale	W, 3-2
3/15	5-vs. Columbia	W, 4-0
3/18	5-vs. Iona	W, 9-0
3/18	5-vs. Fairfield	W, 15-14
3/19	5-vs. Fairfield	L, 7-2
3/19	5-vs. Colgate	W, 3-2
3/27	* Samford	W, 6-0
3/27	* Samford	L, 1-0
3/27	* Samford	W, 3-0
4/1	Southern Illinois	L, 10-0
4/1	Southern Illinois	L, 6-2
4/3	* Tennessee Tech	L, 3-0
4/3	* Tennessee Tech	L, 2-0
4/4	* Tennessee Tech	W, 3-2
4/6	at Saint Louis	L, 5-4
4/6	at Saint Louis	L, 9-8
4/9	* at Jacksonville State	L, 10-2
4/9	* at Jacksonville State	W, 8-6
4/10	* at Jacksonville State	W, 6-3
4/14	Belmont	W, 2-0
4/14	Belmont	W, 7-0
4/17	* at Eastern Kentucky	W, 2-0
4/17	* at Eastern Kentucky	L, 4-3
4/18	* at Eastern Kentucky	L, 6-3
4/21	* Eastern Illinois	W, 9-2
4/21	* Eastern Illinois	W, 2-1
4/24	* at Tennessee State	W, 3-0
4/24	* at Tennessee State	W, 3-1
4/25	* at Tennessee State	W, 4-3
4/27	* at Southeast Missouri	L, 5-4
4/27	* at Southeast Missouri	W, 3-2
4/28	* at Eastern Illinois	W, 3-2
5/2	* Morehead State	W, 8-0
5/2	* Morehead State	W, 10-1
5/4	Mid-Continent	W, 3-0

5/4 Mid-Continent W, 10-1
5/8 * Austin Peay W, 4-1
5/8 * Austin Peay W, 8-3
5/9 * Austin Peay W, 10-2
5/13 6-vs. Southeast Missouri W, 9-6
5/14 6-at Eastern Kentucky L, 8-0
5/15 6-vs. Jacksonville State W, 5-2
5/15 6-at Eastern Kentucky W, 2-1
5/15 6-at Eastern Kentucky L, 4-3

1-Ole Miss Tournament
2-Hospitality House Classic, Martin, Tenn.
3-UT Chattanooga Frost Classic, Chattanooga, Tenn.
4-Louisville Invitational, Louisville, Ky.
5-Rebel Spring Games, Kissimmee, Fla.
6-Ohio Valley Conference Tournament, Richmond, Ky.

2005

Donley Canary

Overall: 33-22 • OVC 15-11

Date	Team	Result
2/12	1-vs. Southern Miss	L, 6-1
2/12	1-vs. Illinois State	L, 9-0
2/12	1-vs. Louisiana-Monroe	L, 4-3
2/19	2-Butler	W, 9-0
2/29	2-Belmont	W, 9-0
2/19	2-Indiana State	L, 5-2
2/26	3-vs. Drexel	W, 7-1
2/26	3-vs. Georgia State	W, 2-0
3/5	4-vs. Indiana	W, 2-1
3/5	4-vs. Buffalo	W, 6-1
3/5	4-at Western Kentucky	L, 8-7
3/6	4-at Western Kentucky	W, 4-3
3/6	4-vs. Indiana	W, 4-3
3/13	5-vs. Bradley	W, 3-0
3/13	5-at Rider	W, 5-0
3/14	5-vs. Youngstown	L, 3-1
3/15	5-vs. Yale	W, 3-1
3/15	5-vs. Butler	W, 7-0
3/16	5-vs. Cleveland State	W, 8-4
3/19	* Southeast Missouri	W, 5-2
3/19	* Southeast Missouri	W, 2-0
3/20	* Southeast Missouri	L, 6-3
3/25	* at Tennessee State	W, 9-3
3/25	* at Tennessee State	W, 3-0
3/26	* at Tennessee State	W, 9-0
3/30	at Mississippi Valley State	W, 3-2
3/30	at Mississippi valley State	W, 7-2
4/2	* Tennessee Tech	W, 2-1
4/2	* Tennessee Tech	L, 8-3
4/3	* Tennessee Tech	W, 2-1
4/9	* Morehead State	L, 1-0
4/9	* Morehead State	W, 6-3
4/10	* Morehead State	W, 3-1
4/14	Mississippi Valley State	W, 8-0
4/14	Mississippi Valley State	L, 3-1
4/16	* at Eastern Kentucky	L, 3-0
4/16	* at Eastern Kentucky	L, 7-4
4/17	* at Eastern Kentucky	W, 7-2
4/19	at Saint Louis	L, 1-0
4/19	at Saint Louis	L, 3-2
4/21	* Austin Peay	W, 9-2
4/21	* Austin Peay	L, 5-0
4/23	* Jacksonville State	L, 11-2
4/23	* Jacksonville State	L, 8-0

YEARLY RECORDS

4/24	* Jacksonville State	L, 5-4
5/2	* at Samford	L, 1-0
5/2	* at Samford	W, 4-0
5/3	* at Samford	L, 3-2
5/7	* at Eastern Illinois	W, 3-0
5/7	* at Eastern Illinois	W, 2-1
5/8	* at Eastern Illinois	W, 7-0
5/12	6-vs. Southeast Missouri	W, 3-2
5/12	6-at Jacksonville State	L, 11-4
5/13	6-vs. Eastern Kentucky	W, 8-0
5/13	6-vs. Southeast Missouri	L, 4-1

1-Ole Miss Invitational, Oxford, Miss.
 2-Hospitality House Classic, Martin, Tenn.
 3-GSU First Pitch Classic, Atlanta, Ga.
 4-Western Kentucky Classic, Bowling Green, Ky.
 5-Rebel Spring Games, Kissimmee, Fla.
 6-Ohio Valley Conference Tournament, Jacksonville, Ala.

2006

Donley Canary

Overall: 35-26-1 • OVC: 15-12

Date	Team	Result
2/11	1-vs. Southern	W, 5-2
2/11	1-vs. Jackson State	W, 15-9
2/11	1-at Southeastern Louisiana	W, 5-2
2/12	1-vs. Alcorn State	W, 6-0
2/12	1-vs. Northern Colorado	W, 7-2
2/22	at Evansville	L, 13-0
2/22	at Evansville	L, 4-2
2/25	2-at Middle Tennessee	W, 6-2
2/25	2-vs. Lipscomb	L, 8-3
2/25	2-vs. Syracuse	L, 6-3
2/26	2-vs. Loyola-Chicago	W, 12-0
2/28	Middle Tennessee	L, 6-4
2/28	Middle Tennessee	T, 1-1
3/3	3-vs. North Florida	L, 8-7
3/3	3-vs. Indiana	L, 5-2
3/4	3-at Chattanooga	L, 5-2
3/5	3-vs. Middle Tennessee	W, 5-4
3/5	3-vs. Bradley	L, 4-2
3/12	4-vs. Dayton	W, 5-1
3/12	4-vs. Colgate	W, 3-2
3/13	4-vs. Wagner	W, 2-1
3/13	4-vs. Army	W, 8-2
3/14	4-vs. Maine	W, 4-0
3-14	4-vs. George Washington	W, 2-1
3/15	4-vs. Fairleigh-Dickinson	W, 3-0
3/15	4-vs. Butler	L, 3-2
3/18	* Eastern Illinois	L, 4-2
3/18	* Eastern Illinois	W, 4-3
3/19	* Eastern Illinois	L, 4-0
3/23	* Austin Peay	W, 3-2
3/23	* Austin Peay	W, 4-1
3/25	* at Southeast Missouri	W, 2-1
3/25	* at Southeast Missouri	L, 2-1
3/26	* at Southeast Missouri	L, 3-1
3/29	at Southern Illinois	L, 3-0
3/29	at Southern Illinois	L, 6-3
4/1	* Tennessee State	W, 6-1
4/1	* Tennessee State	W, 10-2
4/2	* Tennessee State	W, 2-1
4/5	Memphis	W, 6-2
4/5	Memphis	W, 1-0
4/8	* at Tennessee Tech	L, 9-1

4/8	* at Tennessee Tech	L, 5-2
4/9	* at Tennessee Tech	L, 4-0
4/12	Saint Louis	W, 3-0
4/12	Saint Louis	W, 1-0
4/14	* at Morehead State	W, 3-0
4/14	* at Morehead State	W, 5-1
4/15	* at Morehead State	W, 7-2
4/20	* at Austin Peay	L, 2-1
4/22	* Eastern Kentucky	W, 1-0
4/22	* Eastern Kentucky	W, 1-0
4/23	* Eastern Kentucky	W, 7-1
4/29	* at Jacksonville State	L, 6-4
4/29	* at Jacksonville State	L, 4-1
4/30	* at Jacksonville State	L, 3-2
5/2	at Saint Louis	W, 6-2
5/6	* Samford	W, 5-2
5/6	* Samford	W, 2-0
5/7	* Samford	L, 3-1
5/11	5-Southeast Missouri	L, 3-0
5/12	5-Jacksonville State	L, 9-2

1-Southeast Louisiana Tournament, Hammonds, La.
 2-MTSU Invitational, Murfreesboro, Tenn.
 3-UT Chattanooga Frost Classic, Chattanooga, Tenn.
 4-Rebel Spring Games, Kissimmee, Fla.
 5-Ohio Valley Conference Tournament, Cookeville, Tenn.

2007

Donley Canary

Overall: 30-33 • OVC: 14-12

Date	Team	Result
2/9	1-vs. Troy	L, 5-2
2/10	1-at Southeastern Louisiana	L, 4-2
2/10	1-vs. Louisiana-Monroe	W, 5-4
2/10	1-vs. Mississippi Valley State	W, 9-4
2/11	1-vs. Southern	W, 9-1
2/21	vs. Mid-Continent	W, 7-0
2/21	vs. Mid-Continent	W, 10-0
2/23	2-vs. Colgate	W, 8-0
2/23	2-at Northwestern State	L, 4-2
2/24	2-vs. Alcorn State	W, 14-3
2/24	2-vs. No.14 Louisiana-Lafayette	L, 5-0
2/25	2-at Northwestern State	W, 7-5
2/25	2-vs. No. 9 Louisiana-Lafayette	L, 9-1
3/2	3-vs. Illinois-Chicago	L, 1-0
3/3	3-vs. Mississippi State	L, 6-5
3/3	3-at Chattanooga	L, 7-1
3/4	3-vs. Toledo	W, 13-8
3/4	3-vs. Oakland University	W, 7-4
3/9	vs. Dakota Wesleyan	W, 9-0
3/10	at Loyola Marymount	L, 6-5
3/10	at Loyola Marymount	L, 4-2
3/11	at San Diego	L, 5-3
3/11	at San Diego	L, 4-3
3/12	at Northridge	W, 5-3
3/12	at Northridge	L, 2-0
3/17	* at Eastern Kentucky	L, 4-3
3/17	* at Eastern Kentucky	L, 5-3
3/18	* at Eastern Kentucky	W, 4-0
3/20	Bradley	L, 1-0
3/24	* Tennessee Tech	L, 6-4
3/24	* Tennessee Tech	L, 6-3
3/25	* Tennessee Tech	W, 2-1
3/28	at Memphis	L, 7-4

3/28	at Memphis	L, 2-1
3/31	* Morehead State	W, 1-0
3/31	* Morehead State	L, 4-1
4/1	* Morehead State	W, 2-1
4/4	Saint Louis	W, 3-1
4/4	Saint Louis	W, 3-0
4/6	* at Samford	L, 3-1
4/6	* at Samford	L, 5-3
4/7	* at Samford	W, 7-2
4/10	* Austin Peay	W, 1-0
4/10	* Austin Peay	W, 7-6
4/15	* at Eastern Illinois	W, 5-0
4/15	* at Eastern Illinois	W, 4-3
4/18	No. 20 Southern Illinois	L, 4-0
4/18	No. 20 Southern Illinois	L, 9-0
4/21	* Southeast Missouri	L, 3-1
4/21	* Southeast Missouri	W, 4-2
4/22	* Southeast Missouri	L, 6-5
4/24	Central Arkansas	L, 4-1
4/24	Central Arkansas	W, 5-2
4/26	* at Austin Peay	W, 3-1
4/28	* Jacksonville State	L, 7-4
4/28	* Jacksonville State	L, 6-3
4/29	* Jacksonville State	L, 7-3
5/5	* at Tennessee State	W, 4-3
5/5	* at Tennessee State	W, 3-0
5/6	* at Tennessee State	W, 4-0
5/10	4-vs. Eastern Kentucky	W, 4-0
5/10	4-vs. Tennessee Tech	L, 6-0
5/11	4-vs. Samford	L, 1-4

1-Southeastern Louisiana Lion Classic, Hammond, La.
 2-Northwestern State Invitational, Natchitoches, La.
 3-UT Chattanooga Frost Classic, Chattanooga, Tenn.
 4-Ohio Valley Conference Tournament, Cookeville, Tenn.

2008

Donley Canary

Overall: 28-27 • OVC: 10-12

Date	Team	Result
2/9	1-vs. Lipscomb	W, 4-3
2/9	1-at Georgia State	L, 3-4 (8)
2/10	1-vs. No. 17 Georgia Tech	L, 0-2
2/10	1-at Georgia State	L, 6-0
2/16	2-vs. Saint Louis	W, 4-3
2/16	2-vs. Alcorn State	W, 4-0
2/16	2-vs. Southern	L, 7-9
2/23	3-at Middle Tennessee	L, 1-5
2/23	3-vs. No. 30 Southern Illinois	L, 14-1
2/24	3-vs. Belmont	W, 3-1
2/24	3-at Middle Tennessee	W, 4-2
3/1	4-vs. Dartmouth	W, 6-5
3/1	4-vs. Ball State	W, 4-3
3/1	4-vs. Indiana State	W, 3-1
3/2	4-vs. Minnesota	L, 0-6
3/2	4-vs. Northern Iowa	L, 10-2
3/8	5-vs. Sacred Heart	L, 3-4
3/8	5-vs. IPFW	W, 9-0
3/9	5-vs. Yale	W, 8-3
3/9	5-vs. Pennsylvania	L, 1-4
3/10	5-vs. Monmouth	L, 2-3
3/10	5-vs. Monmouth	W, 1-0
3/11	5-vs. Butler	W, 3-1
3/11	5-vs. Pennsylvania	L, 4-6

3/15	* at Morehead State	W, 3-2 (9)
3/21	* at Jacksonville State	L, 2-5
3/21	* at Jacksonville State	L, 0-8
3/22	* at Jacksonville State	L, 3-6
3/25	* at Austin Peay	W, 14-3
3/25	* at Austin Peay	W, 8-3
3/29	* Eastern Illinois	L, 4-5 (10)
4/2	Evansville	L, 1-5
4/6	* at Tennessee Tech	L, 0-3
4/6	* at Tennessee Tech	W, 2-1 (9)
4/9	Memphis	L, 4-6
4/9	Memphis	L, 2-5
4/12	* Eastern Kentucky	L, 5-16
4/12	* Eastern Kentucky	L, 2-7
4/13	* Eastern Kentucky	L, 0-1
4/16	Middle Tennessee	W, 5-1
4/16	Middle Tennessee	W, 1-0
4/19	* Tennessee State	W, 2-0
4/19	* Tennessee State	W, 6-4
4/20	* Tennessee State	W, 3-2
4/22	at Southern Illinois	W, 2-1
4/22	at Southern Illinois	W, 4-3
4/24	* Austin Peay	W, 2-1
4/26	* at Southeast Missouri	L, 5-6 (8)
4/26	* at Southeast Missouri	W, 5-2
4/27	* at Southeast Missouri	W, 7-5
4/29	Mid-Continent	W, 13-2
4/29	Mid-Continent	W, 10-0
5/3	* Samford	L, 3-5
5/3	* Samford	L, 1-2
5/4	* Samford	L, 1-2

1-GSU First Pitch Classic, Atlanta, Ga.
 2-Southeastern Louisiana Lion Classic, Hammond, La.
 3-MTSU Invitational, Murfreesboro, Tenn.
 4-Hospitality House Classic, Martin, Tenn.
 5-Rebel Spring Games, Kissimmee, Fla.

2009

Donley Canary

Overall: 38-24 • OVC: 13-10

Date	Team	Result
2/7	1- Akron	W 3-1
2/7	1- Alabama State	W 8-2
2/8	1- Akron	W 11-2 (6)
2/8	1- Alabama State	W 7-2
2/13	2- Mississippi Valley State	L 1-0
2/13	2- Southern	W 9-1 (6)
2/14	2- North Dakota State	L 5-1 (8)
2/14	2- Jackson State	W 12-1 (5)
2/15	2- Southeastern Louisiana	W 3-1
2/21	3- UT Arlington	L 5-3 (8)
2/21	3- Houston Baptist	W 9-3
2/22	3- Texas Southern	W 10-2 (6)
2/22	3- Missouri-Kansas City	W 11-1 (5)
2/27	4- Radford	W 9-1 (6)
2/27	4- Rhode Island	W 2-1
3/ 6	5- Winthrop	L 3-1
3/6	5- Toledo	W 2-1
3/7	5- Mercer	W 6-3
3/7	5- Western Kentucky	L 4-1
3/8	5- Florida A&M	W 3-1
3/10	at Georgia Tech (2)	L 2-1, L 7-5
3/14	* Morehead State	W 3-2 (8)

YEARLY RECORDS

3/15	*Morehead State	W 13-0 (5)	3/6	4-Mississippi	W 7-6 (9)
3/15	*Morehead State	L 3-1 (10)	3/7	4-Western Kentucky	W 5-3
3/18	at Evansville	W 5-1	3/14	5-Marist	W 13-0 (5)
3/18	at Evansville	L 1-0	3/14	5-Manhattan	W 4-0
3/21	*at Eastern Illinois	L 2-1 (8)	3/15	5-Army	W 10-1 (5)
3/21	* at Eastern Illinois	L 5-4	3/15	5-St. Peter's	W 14-5 (5)
3/22	*at Eastern Illinois	L 2-1 (10)	3/16	5-Akron	W 4-2
3/29	*Jacksonville State	L 6-3	3/16	5-Fairleigh Dickinson	W 9-0
3/29	*Jacksonville State	L 7-1	3/20	*Eastern Kentucky	W 4-2
4/1	at Memphis	L 7-2	3/20	*Eastern Kentucky	W 1-0
4/1	at Memphis	L 5-4 (9)	3/24	at Southern Illinois	W 4-2
4/4	*at Tennessee State	L 5-4 (8)	3/24	at Southern Illinois	L 9-3
4/4	*at Tennessee State	W 11-3 (5)	3/27	*Austin Peay	W 6-1
4/5	*at Tennessee State	W 4-2	3/27	*Austin Peay	W 5-0
4/8	*Austin Peay	W 5-2	3/28	*Austin Peay	W 10-3
4/8	*Austin Peay	W 3-1	3/30	*Murray State	W 6-0
4/10	*Southeast Missouri	W 5-2	3/30	*Murray State	W 11-3 (5)
4/10	*Southeast Missouri	W 3-1	4/2	*at Jacksonville State	L 7-5
4/11	*Southeast Missouri	L 4-3	4/2	*at Jacksonville State	L 10-2 (5)
4/15	No. 24 Southern Illinois	W 10-4	4/3	*at Jacksonville State	W 9-6
4/18	SIU Edwardsville	W 5-2	4/10	*at Tennessee Tech	W 9-1 (5)
4/18	SIU Edwardsville	L 3-0	4/10	*at Tennessee Tech	W 3-2
4/21	at Belmont	W 11-2	4/11	*at Tennessee Tech	L 6-0
4/21	at Belmont	W 7-4	4/13	Belmont	W 8-0 (5)
4/23	*at Austin Peay	W 4-3 (9)	4/13	Belmont	W 2-1
4/25	*Tennessee Tech	W 7-4	4/14	*at Murray State	W 8-0
4/25	*Tennessee Tech	L 4-1	4/17	*Eastern Illinois	W 3-1
4/26	*Tennessee Tech	W 5-0	4/17	*Eastern Illinois	W 4-1
5/2	*at Eastern Kentucky	W 7-2	4/18	*Eastern Illinois	W 7-4
5/2	*at Eastern Kentucky	W 5-0.	4/22	at Middle Tennessee	L 2-0
5/3	*at Eastern Kentucky	L 4-2	4/22	at Middle Tennessee	L 7-3
5/7	6- (5) Tennessee Tech	L 1-0	4/25	*Tennessee State	W 7-0
5/8	6- (3) Morehead State	W 5-0 (8)	4/25	*Tennessee State	W 9-0 (5)
5/8	6- (1) Jacksonville State	W 2-0	4/27	Evansville	W 7-2
5/9	6- (5) Tennessee Tech	W 4-2	4/27	Evansville	W 8-7 (8)
5/9	6- (2) Southeast Missouri	W 3-2 (8)	5/1	*at SE Missouri State	W 4-3 (8)
5/9	6- (2) Southeast Missouri	W 4-1	5/2	*at SE Missouri State	W 5-1
5/15	7- No. 6/7 Arizona	L 9-3	5/2	*at SE Missouri State	W 2-0
5/16	7- Purdue	L 6-2	5/8	*at Morehead State	W 5-4
			5/8	*at Morehead State	W 3-1
			5/9	*at Morehead State	W 3-1
			5/13	6-Eastern Illinois	W 3-2
			5/14	6-Jacksonville State	L 5-4
			5/15	6-Tennessee Tech	W 2-1
			5/15	6-Jacksonville State	L 10-1 (5)

1-Alabama State Hornet Invitational, Montgomery, Ala.
2-Southeastern Louisiana Lion Classic, Hammond, La.
3-UT Arlington Maverick Classic, Dallas, Texas
4-Chattanooga Frost Classic, Chattanooga, Tenn.
5-Georgia Tech Buzz Classic, Atlanta, Ga.
6-OVC Tournament, Jacksonville, Ala.
7-NCAA Louisville Regional

2010

Donley Canary

Overall: 47-11*OVC: 22-3

Date	Team	Result
2/19	2-Grambling	W 9-0 (5)
2/19	2-Mississippi Valley	W 8-3
2/20	2-Saint Louis	W 9-0 (5)
2/20	2-Jackson State	W 6-4
2/21	2-Southeastern Louisiana	W 8-3
2/26	3-Georgetown	W 9-1 (5)
2/26	3-Central Conn. St.	W 6-2
2/27	3-East Tennessee State	W 5-2
2/27	3-Oakland University	W 7-0
2/28	3-Ball State	L 5-0
3/5	4-Bowling Green	W 7-3
3/5	4-Kennesaw State	L 5-3
3/6	4-Winthrop	L 5-3

2-Southeastern Louisiana Lion Classic, Hammond, La.
3-Chattanooga Frost Classic, Chattanooga, Tenn.
4-Georgia Tech Buzz Classic, Atlanta, Ga.
5-Rebel Spring Games, Kissimmee, Fla.
6-Ohio Valley Conference Tournament, Martin, Tenn.

ALL-TIME SERIES RESULTS

Akron	3-0	Illinois-Chicago	0-2	Northeastern Illinois	2-3
Alabama State	2-0	Illinois State	0-1	Northwestern State	1-1
Alcorn State	3-1	Indiana	2-1	Notre Dame	0-1
Arizona	0-1	Indiana State	2-7	Oakland	2-0
Army	3-0	IPFW	2-0	Pennsylvania	1-2
Austin Peay	53-23	IUPUI	1-1	Providence	1-2
Ball State	1-1	Iona	1-0	Purdue	0-1
Belhaven	1-0	Iowa State	1-2	Quincy	0-1
Belmont	12-6	Jackson State	3-0	Radford	1-0
Birmingham-Southern	1-0	Jacksonville State	9-29	Rhode Island	4-0
Bradley	2-2	Kennesaw State	0-1	Rider	1-1
Bowling Green	1-1	Kent State	0-1	Sacred Heart	0-1
Bucknell	2-0	Kentucky Wesleyan	0-1	San Diego	0-2
Buffalo	2-0	Lafayette	1-2	Saint Augustine	1-0
Butler	2-2	Lambuth	3-1	Saint Joseph	1-0
Campbell	0-1	Liberty	0-1	Saint Louis	16-18
Central Connecticut State	2-0	Lipscomb	3-8	Saint Peter's	1-0
Central Florida	0-1	Louisiana-Monroe	1-1	Saint Xavier	0-1
Central Arkansas	1-1	Louisiana Tech	0-1	Samford	6-10
Central Missouri	0-1	Louisville	0-3	Southeast Missouri	27-50
Cleveland State	1-1	Loyola	3-2	Southeastern Louisiana	3-1
Coastal Carolina	1-0	Maine	1-4	Southern	3-1
College of Charleston	0-1	Manhattan	1-2	Southern Mississippi	0-1
Colgate	3-1	Marist	2-1	Southwest Baptist	1-0
Colorado State	0-2	Marshall	0-1	Southern Illinois	4-11
Columbia	1-0	Maryland	1-2	SIU Edwardsville	1-2
Columbus	1-0	Memphis	4-4	Stetson	0-1
Creighton	0-2	Mercer	1-0	Stony Brook	0-0-1
Dakota Wesleyan	1-0	Mid-Continent	6-0	Syracuse	0-1
Dayton	2-1	Middle Tennessee	11-24-1	Tennessee	0-1
Drake	0-1	Minnesota	0-1	Chattanooga	4-10
Drexel	1-0	Mississippi	1-5	Tennessee State	47-6
East Carolina	0-1	Mississippi State	0-2	Tennessee Tech	15-39
Eastern Illinois	23-23	Mississippi Valley State	5-2	Temple	0-1
Eastern Kentucky	27-34	Missouri	0-2	Texas Arlington	0-2
East Tennessee State	2-0	Missouri-Kansas City	1-0	Texas Southern	1-0
Evansville	5-12	Monmouth	1-1	Toledo	2-2
Fairfield	4-2	Morehead State	40-16	Troy State	0-5
Farleigh Dickinson	3-0	Murray State	3-0	Tulsa	0-2
Faulkner	2-1	Nicholls State	1-3	Valparaiso	2-0
Florida A&M	1-0	North Alabama	1-1-1	Vermont	0-1
Florida Atlantic	1-0	North Carolina	0-1	Wagner	2-0
Furman	1-0	North Dakota State	0-1	West Georgia	2-0
George Mason	1-1	UNC Wilmington	0-1	Western Kentucky	3-8
Georgetown	1-0	North Florida	0-1	Wisconsin-Green Bay	1-2
George Washington	1-0	North Texas	1-0	Wichita State	0-1
Georgia	0-1	Northridge	1-1	Winthrop	0-2
Georgia State	1-3	Northern Colorado	1-0	Yale	3-2
Georgia Tech	1-4	Northern Illinois	0-2	Youngstown State	2-1
Grambling	1-0	Northern Iowa	0-4		
Houston Baptist	1-0	Northeast Missouri	0-1		

YEARLY STAT LEADERS

Batting Average

1994	Paige Cook	.292	2001	Jennifer Herron	16	1999	Melissa Rudy	178.1
1995	Janee' Heath	.372	2002	Meredith Ramsey	21	2000	Tracy Fryer	114.2
1996	Janee' Heath	.303	2003	Kristin Runyan	22	2001	Molly McKinney	166.1
1997	Bridgette Baker	.336	2004	Jennifer Young	40	2002	Kendra Kosco	176.1
1998	Jessica Crosser	.394	2005	Kristin Runyan	32	2003	Kendra Kosco	144.2
1999	Amy Harclerode	.240	2006	Justine Pineda	37	2004	Nicole Davis	158.2
2000	Andrea Rushing	.333	2007	Brittany Nash	36	2005	Nicole Davis	158.1
2001	Misty Miles	.278	2008	Ashley Benbow	33	2006	Ashley Myatt	163.2
2002	Amy Harclerode	.317	2009	Jenny Bain	42	2007	Ashley Myatt	117.0
2003	Angela Baize	.354	2010	Jordan Garrett	43	2008	Kara Harper	135.0
2004	Jennifer Young	.398				2009	Kara Harper	201.0
2005	Megan Mizell	.378				2010	Pajj Lintz	172.1
2006	Justin Pineda	.335						
2007	Ashley Benbow	.353						
2008	Kara Harper	.353						
2009	Megan Williams	.343						
2010	Megan Williams	.375						

Slugging Percentage

1993	Lori Deverell	.452	2001	Courtney Wilson	18	1995	Janee' Heath	10
1995	Janee' Heath	.711	2002	Meredith Ramsey	28	1996	Cindy Sturgill	12
1996	Cindy Sturgill	.646	2003	Nicole Davis	23	1997	April Leatherwood	3
1997	Jessica Crosser	.461	2004	Nicole Davis	35	1998	April Leatherwood	4
1998	Jessica Crosser	.575	2005	Kristin Runyan	34	1999	April Leatherwood	1
1999	Amy Harclerode	.322	2006	Justine Pineda	41	2000	April Leatherwood	4
2000	Jennifer Herron	.421	2007	Savannah Roberts	36	2001	Misty Miles	2
2001	Misty Miles	.381	2008	Laurie Lindow	31	2002	Meredith Ramsey	5
2002	Amy Harclerode	.467	2009	Laura Roberts	42	2003	Nicole Davis	4
2003	Sarah Daws	.519	2010	Jenny Bain	45		Sarah Daws	4
2004	Jennifer Young	.657					Meredith Ramsey	4
2005	Megan Mizell	.573					Kristin Runyan	8
2006	Justin Pineda	.511					Kristin Runyan	10
2007	Ashley Benbow	.542					Nicole Davis	10
2008	Blayn Bollman	.464					Justine Pineda	5
2009	Jenny Bain	.598					Laura Roberts	7
2010	Becca Williams	.684					Ashley Benbow	4
							Megan Williams	4
							Laura Roberts	4
							Jenny Bain	14
							Megan Williams	13

Hits

1993	Lori Deverell	23	2001	Sarah Daws	11	1999	Melissa Rudy	3
	Jennifer Deverell	23	2002	Meredith Ramsey	11	2000	Tracy Fryer	10
1994	Paige Cook	38	2003	Kristin Runyan	13	2001	Tracy Fryer	6
1995	Janee' Heath	45	2004	Jennifer Young	14	2002	Kendra Kosco	16
	Paige Cook	45	2005	Jennifer Young	15	2003	Kendra Kosco	12
1996	Paige Cook	41	2006	Justine Pineda	12	2004	Nicole Davis	17
1997	Bridgette Baker	49		Jennifer Young	12	2005	Nicole Davis	17
1998	Jessica Crosser	50	2007	Ashley Benbow	14	2006	Ashley Myatt	14
1999	Amy Harclerode	29	2008	Laurie Lindow	12	2007	Ashley Myatt	9
2000	Melissa Rudy	35	2009	Megan Williams	13	2008	Ashton Strode	11
2001	Jennifer Herron	37		Jenny Bain	13	2009	Kara Harper	20
2002	Meredith Ramsey	46	2010	Megan Van Arsdale	12	2010	Pajj Lintz	25
2003	Kristin Runyan	39		Jenny Bain	12			
2004	Jennifer Young	72						
2005	Megan Mizell	54						
	Brandy Whalen	54						
2006	Justine Pineda	59						
2007	Ashley Benbow	67						
2008	Ashley Benbow	60						
2009	Megan Williams	68						
2010	Megan Williams	72						

Runs Scored

1994	Bridgette Baker	23	2000	Jennifer Herron	2	1999	Melissa Rudy	178.1
1995	Cindy Sturgill	26		Misty Miles	2	2000	Tracy Fryer	114.2
1996	Cindy Sturgill	21	2001	Angela Baize	2	2001	Molly McKinney	166.1
1997	Renee Trull	23	2002	Kristin Hogan	2	2002	Kendra Kosco	176.1
1998	Jessica Crosser	28	2003	Kristin Runyan	3	2003	Kendra Kosco	144.2
1999	Alicia Haley	7		Nicole Davis	3	2004	Nicole Davis	158.2
	Amy Harclerode	7	2004	Jennifer Young	6	2005	Nicole Davis	158.1
2000	Misty Miles	21	2005	Megan Mizell	2	2006	Ashley Myatt	163.2
						2007	Ashley Myatt	117.0
						2008	Kara Harper	135.0
						2009	Kara Harper	201.0
						2010	Pajj Lintz	172.1

Runs Batted In

1994	Paige Cook	23	2009	Megan Williams	4
1995	Janee' Heath	34	2010	Jordan Garrett	2
1996	Cindy Sturgill	29		Chelsea Cary	2
1997	April Leatherwood	23			
1998	April Leatherwood	17			
1999	Amy Harclerode	14			
2000	April Leatherwood	20			
2001	Courtney Wilson	18			
2002	Meredith Ramsey	28			
2003	Nicole Davis	23			
2004	Nicole Davis	35			
2005	Kristin Runyan	34			
2006	Justine Pineda	41			
2007	Savannah Roberts	36			
2008	Laurie Lindow	31			
2009	Laura Roberts	42			
2010	Jenny Bain	45			

Doubles

1994	Kristy Jones	6	2004	Kristin Runyan	8
1995	Bridgette Baker	10	2005	Kristin Runyan	10
1996	Cindy Sturgill	10		Nicole Davis	10
1997	Bridgette Baker	13	2006	Justine Pineda	5
1998	April Leatherwood	9	2007	Laura Roberts	7
1999	Amy Harclerode	10	2008	Ashley Benbow	4
2000	Melissa Rudy	8	2008	Megan Williams	4
	Misty Miles	8	2008	Laura Roberts	4
2001	Sarah Daws	11	2009	Jenny Bain	14
2002	Meredith Ramsey	11	2010	Megan Williams	13

Triples

1993	Lori Deverell	3	2003	Kendra Kosco	24
1994	Bridgette Baker	5	2004	Nicole Davis	29
1995	Cindy Sturgill	3	2005	Nicole Davis	26
1996	Kim Jones	2	2006	Ashley Myatt	32
1997	Jessica Crosser	4	2007	Pajj Lintz	30
1998	Jessica Crosser	4		Ashley Myatt	30
1999	Alicia Haley	1	2008	Kara Harper	26
	April Leatherwood	1	2009	Kara Harper	31
2000	Jennifer Herron	2	2010	Pajj Lintz	38
	Misty Miles	2			
2001	Angela Baize	2			
2002	Kristin Hogan	2			
2003	Kristin Runyan	3			
	Nicole Davis	3			
2004	Jennifer Young	6			
2005	Megan Mizell	2			

Home Runs

1994	Randi Spurgeon	2	1995	Janee' Heath	10
	Kim Jones	2	1996	Cindy Sturgill	12
1995	Janee' Heath	10	1997	April Leatherwood	3
1996	Cindy Sturgill	12	1998	April Leatherwood	4
1997	April Leatherwood	3	1999	April Leatherwood	1
1998	April Leatherwood	4	2000	April Leatherwood	4
1999	April Leatherwood	1	2001	Misty Miles	2
2000	April Leatherwood	4	2002	Meredith Ramsey	5
2001	Misty Miles	2	2003	Nicole Davis	4
2002	Meredith Ramsey	5		Sarah Daws	4
2003	Nicole Davis	4		Meredith Ramsey	4
	Sarah Daws	4		Kristin Runyan	8
2004	Meredith Ramsey	4		Kristin Runyan	10
2005	Kristin Runyan	10		Nicole Davis	10
	Nicole Davis	10		Justine Pineda	5
2006	Justine Pineda	5		Laura Roberts	7
2007	Laura Roberts	7		Ashley Benbow	4
2008	Ashley Benbow	4		Megan Williams	4
2008	Megan Williams	4		Laura Roberts	4
2008	Laura Roberts	4		Jenny Bain	14
2009	Jenny Bain	14		Megan Williams	13
2010	Megan Williams	13			

Pitching Appearances

1993	Nikki Stoddard	14	1995	Tiffany Craig	24
	Tiffany Craig	14	1996	Paige Cook	21
1994	Tiffany Craig	21	1997	Tiffany Craig	21
	Paige Cook	21	1998	Paige Cook	28
1995	Tiffany Craig	24	1999	Jessica Crosser	31
1996	Paige Cook	28	2000	Jessica Crosser	28
1997	Jessica Crosser	31	2001	Melissa Rudy	38
1998	Jessica Crosser	28	2002	Tracy Fryer	23
1999	Jessica Crosser	28	2003	Tracy Fryer	34
2000	Melissa Rudy	38	2004	Kendra Kosco	31
2001	Tracy Fryer	23	2005	Kendra Kosco	24
2002	Tracy Fryer	34	2006	Nicole Davis	29
2003	Kendra Kosco	31	2007	Nicole Davis	26
2004	Kendra Kosco	24	2008	Ashley Myatt	32
2005	Nicole Davis	29	2009	Pajj Lintz	30
2006	Nicole Davis	26		Ashley Myatt	30
2007	Ashley Myatt	32	2008	Kara Harper	26
	Pajj Lintz	30	2009	Kara Harper	31
	Ashley Myatt	30	2010	Pajj Lintz	38
	Kara Harper	26			
	Kara Harper	31			
	Pajj Lintz	38			

Innings Pitched

1994	Tiffany Craig	134.0	1999	Melissa Rudy	178.1
1995	Tiffany Craig	136.1	2000	Tracy Fryer	114.2
1996	Paige Cook	152.0	2001	Molly McKinney	166.1
1997	Jessica Crosser	160.1	2002	Kendra Kosco	176.1
1998	Jessica Crosser	140.0	2003	Kendra Kosco	144.2
			2004	Nicole Davis	158.2
			2005	Nicole Davis	158.1
			2006	Ashley Myatt	163.2
			2007	Ashley Myatt	117.0
			2008	Kara Harper	135.0
			2009	Kara Harper	201.0
			2010	Pajj Lintz	172.1

Strikeouts

1994	Tiffany Craig	84	1999	Melissa Rudy	63
1995	Paige Cook	80	2000	Tracy Fryer	78
1996	Paige Cook	69	2001	Molly McKinney	82
1997	Jessica Crosser	78	2002	Kendra Kosco	192
1998	Jessica Crosser	93	2003	Kendra Kosco	112
1999	Melissa Rudy	63	2004	Allison Buckley	80
2000	Tracy Fryer	78	2005	Nicole Davis	153
2001	Molly McKinney	82	2006	Ashton Strode	119
2002	Kendra Kosco	192	2007	Ashley Myatt	91
2003	Kendra Kosco	112	2008	Kara Harper	94
2004	Allison Buckley	80	2009	Pajj Lintz	104
2005	Nicole Davis	153	2010	Pajj Lintz	174
2006	Ashton Strode	119			
2007	Ashley Myatt	91			
2008	Kara Harper	94			
2009	Pajj Lintz	104			
2010	Pajj Lintz	174			

Wins

1994	Paige Cook	11	1999	Melissa Rudy	3
1995	Paige Cook	11	2000	Tracy Fryer	10
1996	Paige Cook	11	2001	Tracy Fryer	6
1997	Jessica Crosser	15	2002	Kendra Kosco	16
1998	Jessica Crosser	11	2003	Kendra Kosco	12
1999	Melissa Rudy	3	2004	Nicole Davis	17
2000	Tracy Fryer	10	2005	Nicole Davis	17
2001	Tracy Fryer	6	2006	Ashley Myatt	14
2002	Kendra Kosco	16	2007	Ashley Myatt	9
2003	Kendra Kosco	12	2008	Ashton Strode	11
2004	Nicole Davis	17	2009	Kara Harper	20
2005	Nicole Davis	17	2010	Pajj Lintz	25
2006	Ashley Myatt	14			
2007	Ashley Myatt	9			
2008	Ashton Strode	11			
2009	Kara Harper	20			
2010	Pajj Lintz	25			

ERA

1993	Nikki Stoddard	1.90
------	----------------	------

CAREER RECORDS

GAMES PLAYED

1.	236	Laura Roberts	2007-10
2.	235	Megan Van Arsdale	2007-10
3.	233	Megan Williams	2007-10
4.	214	Savannah Roberts	2006-09
5.	213	Fallon Lowery	2006-07
6.	210	Greer Long	2006-09
7.	209	Nicole Davis	2002-05
8.	206	Angela Baize	2001-04
9.	190	Sarah Daws	2001-04
10.	181	Jennifer Young	2003-06

BATTING AVERAGE

1.	.387	Bridgette Baker	1994-97
2.	.345	Ashley Benbow	2007-08
3.	.341	Jessica Crosser	1996-98
4.	.336	Kalah Mathis	2010-P
5.	.335	Justine Pineda	2006
6.	.327	Megan Williams	2007-10
7.	.326	Jenny Bain	2009-P
8.	.316	Becca Williams	2010-P
9.	.311	Paige Cook	1994-97
10.	.309	Jennifer Young	2003-06

AT BATS

1.	849	Brandy Whalen	2003-06
2.	787	Jennifer Young	2003-06
3.	763	Nicole Davis	2002-05
4.	721	Megan Williams	2007-10
5.	707	Laura Roberts	2007-10
6.	659	Megan Van Arsdale	2007-10
7.	620	Savannah Roberts	2006-09
8.	608	Kristin Runyan	2003-05
9.	568	Fallon Lowery	2004-07
10.	565	Greer Long	2006-09

RUNS SCORED

1.	126	Laura Roberts	2007-10
2.	123	Megan Williams	2007-10
3.	110	Brandy Whalen	2003-06
4.	103	Megan Van Arsdale	2007-10
5.	102	Jennifer Young	2003-06
6.	93	Kristin Runyan	2003-05
7.	83	Jenny Bain	2009-P
8.	75	Bridgette Baker	1994-97
9.	69	Cindy Sturgill	1995-96
10.	69	Savannah Roberts	2006-09

HITS

1.	236	Megan Williams	2007-10
2.	214	Laura Roberts	2007-10
3.	193	Jennifer Young	2003-06
4.	191	Savannah Roberts	2006-09
5.	189	Brandy Whalen	2003-06
6.	181	Megan Van Arsdale	2007-10
7.	173	Paige Cook	1994-97
8.	171	Nicole Davis	2002-05

9.	137	Bridgette Baker	1994-97
t10.	135	Greer Long	2006-09
t10.	135	Angela Baize	2001-04

SINGLES

1.	175	Paige Cook	1994-97
2.	168	Bridgette Baker	1994-97
t3.	162	Megan Williams	2007-10
t3.	162	Brandy Whalen	2003-06
5.	142	April Leatherwood	1997-00
6.	140	Laura Roberts	2007-10
7.	139	Savannah Roberts	2006-09
t8.	122	Megan Van Arsdale	2007-10
t8.	122	Amy Harclerode	1999-02
10.	120	Meredith Ramsey	2002-03

DOUBLES

1.	51	Jennifer Young	2003-05
2.	40	Laura Roberts	2007-10
3.	38	Megan Van Arsdale	2007-10
t3.	38	Megan Williams	2007-10
5.	36	Nicole Davis	2002-05
6.	33	Bridgette Baker	1994-97
7.	32	Kristin Runyan	2003-05
8.	31	Sarah Daws	2001-04
9.	29	Savannah Roberts	2006-09
10.	27	Laurie Lindow	2007-P

TRIPLES

1.	11	Megan Williams	2007-10
t2.	10	Jennifer Young	2003-06
t2.	10	Ashley Benbow	2007-08
t4.	8	Jessica Crosser	1996-98
t4.	8	Ashley Benbow	2007
6.	7	Bridgette Baker	1994-97
t7.	5	Laura Roberts	2007-P
t7.	5	Kim Jones	1993-96
t7.	5	Angela Baize	2001-04
t7.	5	Kristin Runyan	2003-05
t7.	5	Fallon Lowery	2004-07

HOME RUNS

1.	29	Laura Roberts	2007-10
2.	25	Megan Williams	2007-10
t2.	25	Jenny Bain	2009-P
4.	24	Megan Van Arsdale	2007-10
5.	21	Nicole Davis	2002-05
t5.	21	Kristin Runyan	2003-05
7.	18	Savannah Roberts	2006-09
8.	17	Cindy Sturgill	1993-96
t9.	16	Janeer' Heath	1995-96
t9.	16	Emily Webb	2003-06

RUNS BATTED IN

1.	132	Laura Roberts	2007-10
2.	117	Megan Williams	2007-10
3.	110	Savannah Roberts	2006-09

4.	104	Nicole Davis	2002-05
5.	102	Megan Van Arsdale	2007-10
6.	90	Laurie Lindown	2007-P
7.	85	Kristin Runyan	2003-05
8.	80	Emily Webb	2002-06-9.
9.	79	Jenny Bain	2009-P
10.	71	April Leatherwood	1997-00

TOTAL BASES

1.	371	Megan Williams	2007-10
2.	351	Laura Roberts	2007-10
3.	291	Megan Van Arsdale	2007-P 2.
4.	287	Jennifer Young	2003-06
5.	278	Nicole Davis	2002-05
6.	276	Savannah Roberts	2006-09
7.	239	Kristin Runyan	2003-05
8.	228	Brandy Whalen	2003-06
9.	206	Paige Cook	1994-97
10.	200	Angela Baize	1901-04

SLUGGING PERCENTAGE

1.	.684	Becca Williams	2010-P
2.	.630	Janeer' Heath	1995-96
3.	.585	Jenny Bain	2009-P
4.	.577	Jordan Garrett	2009-P
5.	.549	Kate Vanderham	2010-P
6.	.515	Megan Williams	2007-10
7.	.511	Ashley Benbow	2007-08
8.	.496	Laura Roberts	2007-10
9.	.486	Jessica Crosser	1996-98
10.	.472	Nicole Davis	2002-05

BASE ON BALLS

1.	61	Laura Roberts	2007-10
2.	56	Megan Van Arsdale	2007-10
3.	55	Jennifer Young	2002-06
t4.	50	Megan Williams	2007-10
t4.	50	Kristin Runyan	2003-05
6.	48	Nicole Davis	2002-05
7.	46	Sarah Daws	2001-04
8.	44	Savannah Roberts	2006-09
9.	43	April Leatherwood	1997-00
10.	42	Alicia Haley	1997-00

HIT BY PITCH

1.	26	Nicole Davis	2002-05
2.	15	Megan Van Arsdale	2007-10
t3.	14	Laura Roberts	2007-10
t3.	14	Sarah Daws	2001-04
5.	11	Angela Baize	2001-04
6.	9	Savannah Roberts	2006-P
7.	8	Brandy Whalen	2003-06
8.	7	Courtney Wilson	2000-01
t9.	6	Megan Williams	2007-10
t9.	6	Greer Long	2006-09
t9.	6	Cindy Sturgill	1995-96
t9.	6	Bridgette Baker	1994-97

t9.	6	Meredith Ramsey	2002-03
-----	---	-----------------	---------

STRIKEOUTS

1.	164	Kim Jones	1993-96
2.	122	Emily Webb	2003-06
3.	118	Angela Baize	2001-04
4.	114	Nicole Davis	2002-05
5.	101	Brandy Whalen	2003-06
6.	92	Amy Harclerode	1999-02
t7.	89	Greer Long	2006-09
t7.	89	Stacey Weaver	2006-07
9.	88	Megan Williams	2007-10
10.	85	Kristy Jones	1993-96

SACRIFICE HITS

1.	42	Greer Long	2006-09
2.	31	Chelsea Cary	2008-P
3.	25	Alicia Haley	1997-00
4.	23	Angela Baize	2001-04
t5.	22	Jennifer Robison	1997-01
t5.	22	Brandy Whalen	2003-06
t7.	22	Fallon Lowery	2004-07
8.	19	Paige Cook	1994-97
9.	18	Kristin Hogan	2002-05
t10.	17	Megan Williams	2007-10
t10.	17	Stacy Williams	1996-99
t10.	17	Sarah Daws	2001-04

STOLEN BASES

1.	82	Brandy Whalen	2003-06
2.	66	Jennifer Young	2003-06
3.	32	Megan Williams	2007-10
t4.	31	Chelsea Cary	2008-P
t4.	t31	Angela Baize	2001-04
6.	29	Fallon Lowery	2004-07
7.	27	Ashley Benbow	2006-07
t8.	26	Kristin Runyan	2003-05
t8.	26	Brittany Nash	2006-07
10	23	Laura Roberts	2007-10

EXTRA BASE HITS

1.	74	Laura Roberts	2007-10
2.	64	Megan Williams	2007-10
t3.	62	Megan Van Arsdale	2007-10
t3.	62	Jennifer Young	2003-06
5.	50	Jenny Bain	2009-P
6.	48	Savannah Roberts	2006-09
7.	44	Sarah Daws	2001-04
8.	41	Nicole Davis	2002-05

CAREER PITCHING RECORDS

VICTORIES

1.	51	Paij Lintz	2007-10
2.	45	Nicole Davis	2002-05
3.	41	Kara Harper	2006-09
4.	39	Tiffany Craig	1992-95
5.	37	Paige Cook	1994-97
6.	33	Jessica Crosser	1996-98
7.	30	Ashton Strode	2006-08
8.	28	Kendra Kosco	2002-03
9.	23	Ashley Myatt	2006-07
10.	20	Megan Mizell	2004-05

WIN/LOSS PERCENTAGE

1.	.800	Kate Vanderham	2010-P
2.	.680	Paij Lintz	2007-10
3.	.596	Kendra Kosco	2002-03
4.	.586	Kara Harper	2006-09
5.	.535	Ashley Myatt	2006-07
6.	.521	Chelsea Jones	2009-P
7.	.520	Tiffany Craig	1992-95
8.	.519	Nicole Davis	2002-05
9.	.509	Ashton Strode	2006-08
10.	.477	Jessica Crosser	1996-98

EARNED RUN AVERAGE

1.	1.65	Kate Vanderham	2010-P
2.	1.77	Kendra Kosco	2002-03
3.	2.01	Paij Lintz	2007-10
4.	2.20	Nicole Davis	2002-05
5.	2.22	Allison Buckley	2002-05
6.	2.24	Tracy Fryer	2000-01
7.	2.33	Jessica Crosser	1996-98
8.	2.35	Kara Harper	2006-09
9.	2.37	Tiffany Craig	1992-95
10.	2.54	Paige Cook	1994-97

APPEARANCES

1.	126	Paige Cook	1994-97
2.	121	Paij Lintz	2007-10
3.	108	Kara Harper	2006-09
4.	84	Jessica Crosser	1996-98
5.	79	Tiffany Craig	1992-95
6.	73	Ashton Strode	2006-08
7.	62	Ashley Myatt	2006-07
8.	61	Nicole Davis	2002-05
9.	56	Tracy Fryer	2000-01
10.	55	Kendra Kosco	2002-03

GAMES STARTED

1.	76	Paige Cook	1994-97
2.	75	Paij Lintz	2007-10
3.	73	Tiffany Craig	1993-95
4.	72	Kara Harper	2006-09
5.	55	Ashton Strode	2006-08
6.	50	Kendra Kosco	2002-03
7.	47	Jessica Crosser	1996-98
8.	46	Ashley Myatt	2006-07

t9.	43	Tracy Fryer	2000-01
t9.	43	Nicole Davis	2002-05

MOST WALKS ALLOWED

1.	172	Melissa Rudy	99-00
2.	153	Kara Harper	2006-09
3.	152	Paij Lintz	2007-10
4.	129	Tiffany Craig	92-95
5.	119	Nicole Davis	02-05
6.	106	Jennifer Robison	97-01
7.	105	Jessica Crosser	96-98
8.	99	Ashton Strode	2006-08
9.	82	Tracy Fryer	00-01
10.	78	Molly McKinney	00-01

PERFECT GAMES

t1.	1	Megan Mizell	2004-05
t1.	1	Ashton Strode	2006-08

HIT BATTER

1.	37	Paij Lintz	2007-2010
2.	36	Kara Harper	2006-09
3.	17	Ashton Strode	2006-07
4.	16	Kendra Kosco	2002-03
5.	15	Melissa Rudy	1999-00
6.	14	Tiffany Craig	1992-95
t7.	13	Nicole Davis	2002-05
t7.	13	Allison Buckley	2002-05
t9.	12	Molly McKinney	2000-01
t9.	12	Ashley Myatt	2006-07

STRIKEOUTS

1.	432	Paij Lintz	2007-10
2.	402	Nicole Davis	2002-05
3.	304	Kendra Kosco	2002-03
4.	298	Kara Harper	2006-09
5.	280	Ashton Strode	2006-08
6.	270	Tiffany Craig	1992-95
7.	265	Paige Cook	1994-97
8.	225	Jessica Crosser	1996-98
9.	202	Ashley Myatt	2006-07
10.	155	Tracy Fryer	2000-01

COMPLETE GAMES

1.	68	Tiffany Craig	1992-95
2.	64	Paige Cook	1994-97
3.	47	Paij Lintz	2007-P
4.	46	Kara Harper	2006-09
t5.	39	Jessica Crosser	1996-98
t5.	39	Kendra Kosco	2002-03
t7.	30	Tracy Fryer	2000-01
t7.	30	Nikki Stoddard	1992-93
9.	28	Nicole Davis	2002-05
t10.	24	Melissa Rudy	1999-00
t10.	24	Allison Buckley	2002-05

INNINGS PITCHED

1.	512.2	Kara Harper	2006-09
2.	512.1	Paige Cook	1994-97
3.	511.3	Paij Lintz	2007-10
4.	509.2	Nicole Davis	2002-05
5.	487.1	Tiffany Craig	1992-95
6.	395.3	Jessica Crosser	1996-98
7.	348.0	Ashton Strode	2006-08
8.	339.2	Paij Lintz	2007-P
9.	320.3	Kendra Kosco	2002-03
10.	280.2	Ashley Myatt	2006-07

SAVES

1.	8	Paij Lintz	2007-P
t2.	4	Jessica Crosser	1996-98
t2.	4	Ashley Myatt	2006-07
4.	3	Holly Templeton	2004-06
t5.	2	Kara Harper	2006-09
t5.	2	Kendra Kosco	2002-03
t5.	2	Allison Buckley	2003-05
t5.	2	Megan Mizell	2004-05
t9.	1	Kate Vanderham	2010-P
t9.	1	Nicole Davis	2002-05
t9.	1	Paige Cook	1994-97
t9.	1	Tiffany Craig	1992-95
t9.	1	Leah Dacus	1998
t9.	1	Tracy Fryer	2000-01
t9.	1	Molly McKinney	2000-01
t9.	1	Jennifer Robison	1997-01
t9.	1	Nikki Stoddard	1992-93
t9.	1	Allison Buckley	2002-05

NO HITTERS

1.	2	Cindy Bringle	1988, 90-91
t2.	1	Kate Vanderham	2010-P
t2.	1	Tiffany Craig	92-95
t2.	1	Megan Mizell	2004-05
t2.	1	Ashton Strode	2006-07

SEASON RECORDS

GAMES PLAYED

1.	63	Megan Van Arsdale	2007
12.	62	Laura Roberts	2007
12.	62	Justine Pineda	2006
12.	62	Brandy Whalen	2006
12.	62	Ashley Benbow	2006
12.	62	Laura Roberts	2009
12.	62	Megan Williams	2009
12.	62	Megan Van Arsdale	2009
16.	60	Savannah Roberts	2007
16.	60	Jennifer Young	2007
16.	60	Nicole Davis	2004
16.	60	Angela Baize	2004

BATTING AVERAGE

1.	.429	Lori Deverell	1992
2.	.409	Jackie Davidson	1992
3.	.398	Jennifer Youm	2004
4.	.394	Jessica Crosser	1998
5.	.386	Becky Young	1992
6.	.378	Megan Mizell	2005
7.	.375	Megan Williams	2010
8.	.372	Janee' Heath	1995
9.	.354	Angela Baize	2003
t10.	.353	Kara Harper	2008
t10.	.353	Ashley Benbow	2007

AT BATS

1.	199	Jenny Bain	2009
2.	198	Megan Williams	2009
3.	196	Brittany Nash	2007
4.	195	Laura Roberts	2007
5.	194	Brandy Whalen	2006
6.	192	Megan Williams	2010
7.	191	Megan Williams	2009
8.	190	Ashley Benbow	2007
9.	187	Savannah Roberts	2007
10.	185	Jenny Bain	2010

RUNS SCORED

1.	67	Jessica Crosser	2002
2.	43	Jordan Garrett	2010
3.	42	Jenny Bain	2009
4.	41	Jenny Bain	2010
5.	40	Jennifer Young	2004
6.	39	Kristin Runyan	2004
t6.	39	Megan Williams	2010
t8.	37	Laura Roberts	2009
t8.	37	Megan Williams	2009
t8.	37	Justine Pineda	2006
10.	36	Brittany Nash	2007

HITS

t1.	72	Megan Williams	2010
t1.	72	Jennifer Young	2004
3.	68	Megan Williams	2009
4.	67	Ashley Benbow	2007
5.	64	Jenny Bain	2009
6.	63	Brittany Nash	2007
t7.	61	Jenny Bain	2010
t7.	61	Laura Roberts	2007
9.	60	Ashley Benbow	2008

10.	59	Justine Pineda	2006
-----	----	----------------	------

DOUBLES

1.	15	Jennifer Young	2005
t2.	14	Jennifer Young	2004
t2.	14	Ashley Benbow	2007
t4.	13	Megan Van Arsdale	2007
t4.	13	Megan Williams	2009
t4.	13	Jenny Bain	2009
t7.	12	Jenny Bain	2010
t7.	12	Megan Van Arsdale	2010
t7.	12	Laura Roberts	2009
t7.	12	Jennifer Young	2006
t7.	12	Justine Pineda	2006
t7.	12	Kristin Runyan	2004
t7.	12	Laurie Lindow	2008

TRIPLES

1.	8	Ashley Benbow	2007
2.	6	Jennifer Young	2004
t3.	4	Megan Williams	2007
t3.	4	Megan Williams	2009
t5.	2	Brandy Whalen	2006
t5.	2	Fallon Lowery	2007
t5.	2	Jennifer Young	2005
t5.	2	Christa Webb	2006
t5.	2	Brandy Whalen	2005
t5.	2	Beth Buttrey	2004
t5.	2	Fallon Lowery	2006

HOME RUNS

1.	14	Jenny Bain	2009
2.	13	Megan Williams	2010
3.	12	Cindy Sturgill	1996
4.	11	Jenny Bain	
t5.	10	Megan Van Arsdale	2009
t5.	10	Nicole Davis	2005
t5.	10	Kristin Runyan	2005
t5.	10	Janee' Heath	1995
t9.	9	Laura Roberts	2010
t9.	9	Laura Roberts	2009
t9.	9	Jordan Garrett	2010

RUNS BATTED IN

1.	45	Jenny Bain	2010
2.	42	Laura Roberts	2009
3.	41	Justine Pineda	2006
4.	39	Laurie Lindow	2010
5.	38	Laura Roberts	2010
6.	37	Megan Williams	2010
t7.	36	Megan Williams	2009
t7.	36	Savannah Roberts	2007
t9.	35	Nicole Davis	2004
t9.	35	Laura Roberts	2007
t10.	34	Jenny Bain	2009
t10.	34	Megan Van Arsdale	2007
t10.	34	Kristin Runyan	2005
t10.	34	Janee' Heath	1995
t10.	34	Jackie Davidson	1992

TOTAL BASES

1.	124	Megan Williams	2010
----	-----	----------------	------

12.	119	Jenny Bain	2009
12.	119	Jennifer Young	2004
4.	106	Jenny Bain	2010
.	103	Ashley Benbow	2007
4.	101	Laura Roberts	2007
7.	91	Laura Roberts	2010
t8.	90	Laura Roberts	2009
t8.	90	Justine Pineda	2006
t8.	90	Kristin Runyan	2005

SLUGGING PERCENTAGE

1.	.711	Janee' Heath	1995
2.	.684	Becca Williams	2010
3.	.657	Jennifer Young	2004
t4.	.646	Megan Williams	2010
t4.	.646	Cindy Sturgill	1996
6.	.606	Becky Young	1992
7.	.598	Jenny Bain	2009
8.	.579	Lori Deverell	1992
9.	.577	Jordan Garrett	2010
10.	.575	Jessica Crosser	1995

BASE ON BALLS

1.	35	Kate Vanderham	2010
2.	25	Jenny Bain	2009
3.	24	Laura Roberts	2010
4.	23	Megan Van Arsdale	2009
t4.	23	Ashley Benbow	2008
t6.	20	Laura Roberts	2009
t6.	20	Mechelle Naylor	1992
t8.	19	Kristin Runyan	2004
t8.	19	Nicole Davis	2004
t8.	19	Jennifer Young	2006
t8.	19	Jennifer Young	2004

HIT BY PITCH

1.	14	Nicole Davis	2002
2.	7	Sarah Daws	2004
t3.	6	Justine Pineda	2006
t3.	6	Megan Van Arsdale	2007
t5.	5	Savannah Roberts	2009
t5.	5	Laura Roberts	2007
t5.	5	Courtney Wilson	2001
t5.	5	Cindy Sturgill	1995
t9.	4	Megan Van Arsdale	2009
t9.	4	Angela Baize	2004
t9.	4	Jordan Garrett	2010
t9.	4	Nicole Davis	2004
t9.	4	Bridgette Baker	1997
t9.	4	Meredith Ramsey	2003

STRIKEOUTS

1.	50	Angela Baize	2004
2.	48	Stacey Weaver	2007
3.	47	Kim Jones	1994
t4.	41	Justine Pineda	2006
t4.	41	Stacey Weaver	2006
t6.	40	Christa Webb	2006
t6.	40	Emily Webb	2006
8.	39	Emily Webb	2004
9.	38	Megan Latimer	2009
t10.	36	Beth Buttrey	2001

t10.	36	Jordan Myers	2001
------	----	--------------	------

SACRIFICE HITS

1.	17	Chelsea Cary	2010
2.	15	Greer Long	2009
3.	13	Greer Long	2008
t4.	12	Chelsea Cary	2009
t4.	12	Alicia Haley	1998
t4.	12	Andrea Mrozinski	2002
t7.	10	Brandy Whalen	2004
t7.	10	Alicia Haley	2000
t7.	10	Jennifer Robison	1998
10.	9	Brittany Nash	2006

STOLEN BASES

1.	28	Jennifer Young	2004
2.	25	Brandy Whalen	2005
3.	24	Brandy Whalen	2004
4.	22	Justine Pineda	2006
5.	21	Brandy Whalen	2006
6.	19	Jennifer Young	2005
7.	17	Brittany Nash	2007
t8.	15	Megan Williams	2009
t8.	15	Kalah Mathis	2010
t8.	15	Jordan Garrett	2010

SEASON PITCHING RECORDS

VICTORIES

1. 20	Kara Harper	2009
t2. 17	Nicole Davis	2004
t2. 17	Nicole Davis	2005
t3. 16	Kendra Kosco	2002
t4. 15	Jessica Crosser	1997
6. 14	Ashley Myatt	2006
7. 13	Tiffany Craig	1992
t8. 12	Ashton Strode	2006
t8. 12	Kendra Kosco	2003
t10. 11	Paij Lintz	2009
t10. 11	Megan Mizell	2005
t10. 11	Ashton Strode	2008
t10. 11	Jessica Crosser	1998
t10. 11	Paige Cook	1994
t10. 11	Paige Cook	1995
t10. 11	Paige Cook	1996

EARNED RUN AVERAGE

1. 1.35	Paij Lintz	2007
2. 1.46	Jennifer Robinson	2000
3. 1.50	Nicole Davis	2005
4. 1.57	Jessica Crosser	1997
5. 1.60	Nicole Davis	2003
6. 1.63	Tiffany Craig	1992
t7. 1.65	Kate Vanderham	2010
t7. 1.65	Tracy Fryer	2000
t7. 1.65	Allison Buckley	2004
9. 1.74	Kendra Kosco	2003
10. 1.75	Paige Cook	1996

APPEARANCES

t1. 38	Paij Lintz	2010
t1. 38	Melissa Rudy	1999
2. 34	Tracy Fryer	2001
3. 33	Molly McKinney	2001

4. 32	Ashley Myatt	2006
t5. 31	Kara Harper	2009
t5. 31	Jessica Crosser	1997
t7. 30	Ashley Myatt	2007
t7. 30	Paij Lintz	2007
t9. 29	Paij Lintz	2009
t9. 29	Nicole Davis	2004

GAMES STARTED

1. 30	Melissa Rudy	1999
t2. 29	Paij Lintz	2010
t2. 29	Kara Harper	2009
t4. 26	Tracy Fryer	2001
t4. 26	Kendra Kosco	2002
t6. 25	Ashley Myatt	2006
t6. 25	Molly McKinney	2001
8. 22	Jessica Crosser	1997
t9. 21	Ashley Myatt	2007
t9. 21	Allison Buckley	2004
t9. 21	Paige Cook	1996
t9. 21	Tiffany Craig	1995

MOST WALKS ALLOWED

1. 154	Melissa Rudy	1999
2. 57	Paij Lintz	2010
3. 55	Jennifer Robinson	1998
t4. 52	Kara Harper	2009
t4. 52	Molly McKinney	2001
6. 51	Tracey Fryer	2001
7. 49	Nicole Davis	2005
8. 48	Kara Harper	2008
9. 46	Nicole Davis	2004
10. 45	Allison Buckley	2004

HIT BATTER

1. 15	Melissa Rudy	1999
-------	--------------	------

t2. 13	Kara Harper	2009
t2. 13	Paij Lintz	2009
4. 12	Kara Harper	2008
5. 10	Paij Lintz	2010
t6. 8	Nicole Davis	2004
t6. 8	Paij Lintz	2007
t8. 7	Ashton Strode	2007
t8. 7	Allison Buckley	2004
t10. 6	Allison Buckley	2005
t10. 6	Ashton Strode	2006
t10. 6	Ashley Myatt	2007
t10. 6	Kara Harper	2007
t10. 6	Paij Lintz	2008

STRIKEOUTS

1. 192	Kendra Kosco	2002
2. 174	Paij Lintz	2010
3. 153	Nicole Davis	2005
4. 119	Ashton Strode	2006
5. 116	Nicole Davis	2004
6. 112	Kendra Kosco	2003
7. 111	Ashley Myatt	2006
8. 105	Megan Mizell	2005
9. 104	Paij Lintz	2009
10. 102	Kara Harper	2009

COMPLETE GAMES

t1. 24	Melissa Rudy	1999
t1. 24	Kara Harper	2009
3. 21	Kendra Kosco	2002
t4. 20	Paige Cook	1994
t4. 20	Tiffany Craig	1994
t4. 20	Tracy Fryer	2001
t4. 20	Kendra Kosco	2003
t8. 19	Paij Lintz	2010
t8. 19	Paige Cook	1995
9. 18	Jessica Crosser	1997

t10. 17	Tiffany Craig	1995
t10. 17	Tiffany Craig	1992

INNINGS PITCHED

1. 201.0	Kara Harper	2009
2. 178.1	Melissa Rudy	1999
3. 176.1	Kendra Kosco	2002
4. 166.1	Molly McKinney	2001
5. 172.1	Paij Lintz	2010
6. 163.2	Ashley Myatt	2006
7. 161.2	Tracy Fryer	2001
8. 160.1	Jessica Crosser	1997
9. 158.2	Nicole Davis	2004
10. 158.1	Nicole Davis	2005

SAVES

t1. 2	Paij Lintz	2010
t1. 2	Paij Lintz	2009
t1. 2	Ashley Myatt	2006
t1. 2	Ashley Myatt	2007
t1. 2	Paij Lintz	2007
t1. 2	Paij Lintz	2008
t1. 2	Holly Templeton	2006
t6. 1	Kara Harper	2006
t6. 1	Ashton Strode	2008
t6. 1	Megan Mizell	2004
t6. 1	Allison Buckley	2005
t6. 1	Megan Mizell	2005

NO HITTERS

1. 2	Cindy Bringle	1991
t2. 1	Kate Vanderham	2010
t2. 1	Tiffany Craig	1995
t2. 1	Megan Mizell	2005
t2. 1	Ashton Strode	2007

PERFECT GAMES

t1. 1	Megan Mizell	2005
t1. 1	Ashton Strode	2007

TEAM RECORDS

GAMES

1	.63	2007
t2	.62	2009
t2	.62	2006
4	.61	2004
t5	.58	2002
t5	.58	2010

BATTING AVERAGE

1	.314	1992
2	.311	2010
3	.277	2009
4	.275	2004
t5	.271	2007
t5	.271	2005

AT BATS

1	.1720	2007
2	.1633	2004
3	.1608	2009
4	.1582	2006
5	.1493	2010

RUNS

1	.322	2010
---	------	------

2	.281	2009
3	.266	2004
4	.236	2007
5	.216	2006

HITS

1	.466	207
2	.464	2010
3	.449	2004
4	.345	2009
5	.409	2008

SINGLES

1	.399	2006
2	.384	2005
3	.349	2007
4	.324	2004
5	.353	2008

RUNS PER GAME

1	.6.17	2002
2	.5.55	2010
3	.4.53	2009
4	.4.30	2004
5	.3.93	1994

HITS PER GAME

1	.8.28	1992
2	.7.92	2010
3	.7.36	2004
4	.7.18	2009
5	.6.98	2005

EXTRA BASE HITS

1	.161	2010
2	.142	2009
3	.121	2005
4	.120	2004
5	.117	2007

DOUBLES

1	.83	2010
2	.79	2009
3	.70	2006
t4	.68	2004
t4	.68	2002

TRIPLES

1	.17	2007
2	.16	1992
t3	.13	1994

t3	.13	2005
5	.11	2006

HOME RUNS

1	.71	2010
2	.55	2009
3	.44	2005
4	.42	2004
5	.32	2007

RUNS BATTED IN

1	.291	2010
2	.255	2009
3	.241	2004
4	.209	2007
5	.191	2006

TOTAL BASES

1	.774	2010
2	.705	2009
3	.664	2007
4	.663	2004
5	.606	2005

TEAM RECORDS

SLUGGING PCT

1	.518	2010
2	.438	2009
3	.428	2005
4	.408	1992
5	.406	2004

WALKS

1	.172	2010
2	.160	2009
3	.131	2004
4	.128	2006
5	.106	1995

HIT BY PITCH

1	.34	2002
2	.27	2009
3	.24	2004
4	.23	2010
5	.22	2007

STRIKEOUTS

1	.324	2006
2	.302	2007
3	.259	2005
4	.255	2002
5	.251	2001

SACRIFICES

1	.58	2004
2	.55	2009
3	.54	2002
4	.52	1998
5	.51	2006

STOLEN BASES

1	.91	2005
2	.90	2006
3	.86	2004
4	.76	2009
5	.74	2010

PUT OUTS

1	.1290	2007
2	.1277	2009
3	.1263	2004
4	.1255	2006
5	.1200	2002

ASSISTS

1	.613	2009
2	.593	2004
3	.494	2005
4	.492	1997
5	.478	2007

ERRORS

1	.110	1999
2	.107	2004
3	.106	1998
4	.103	2001
5	.90	1996

FIELDING PCT

1	.972	2009
2	.970	2008
3	.965	2010
4	.964	2003
5	.961	2006

TEAM PITCHING RECORDS

WINS

1	.47	2010
2	.40	2004
3	.38	2009
4	.35	2006
5	.33	2005

LOSSES

1	.45	2001
2	.42	1999
3	.33	2002
4	.28	2003
5	.27	2008

ERA

1	1.96	1993
2	2.10	2005
3	2.11	1992
4	2.13	2009
5	2.18	2010

COMPLETE GAMES

1	.44	2009
2	.41	2002
3	.40	1994
4	.39	1995
t5	.35	2001
t5	.35	2001

SHUTOUTS

t1	.14	2010
t1	.14	2005
t2	.12	2004
t2	.12	2007
t4	.11	2002
t4	.11	2006

SAVES

t1	.5	2006
t1	.5	2007
t3	.3	2010
t3	.3	1998
t3	.3	2004
t3	.3	2005
t3	.3	2008

INNINGS PITCHED

1	430.0	2007
2	425.2	2009
3	421.0	2004
4	418.1	2006
5	400.1	2002

HITS ALLOWED

1	.449	1999
2	.448	2007
3	.423	2001
4	.415	2004
5	.407	2009

RUNS ALLOWED

1	.309	1999
2	.251	2001
3	.215	2007
4	.210	2004

5	.207	2008
---	------	------

WALKS

1	.214	1999
2	.139	1998
3	.135	2006
4	.126	2008
5	.116	2002

EARNED RUNS

1	.275	1999
2	.215	2007
3	.168	2007
4	.166	2008
5	.156	2001

STRIKEOUTS

1	.332	2005
2	.325	2010
3	.323	2002
4	.321	2007
5	.310	2006

DOUBLES ALLOWED

1	.88	1999
2	.76	2007
3	.70	2001
4	.65	2009
5	.63	2004

TRIPLES ALLOWED

1	.25	1999
2	.15	1995
3	.12	1998
4	.10	2000
5	.9	2001

HOME RUNS ALLOWED

1	.40	2006
2	.37	2007
3	.32	2008
4	.28	2010
5	.24	2001

OPP. AVERAGE

1	.220	2005
2	.222	1994
3	.233	2006
4	.236	1993
5	.237	1998

WILD PITCHES

1	.95	1999
2	.32	1998
3	.26	1997
4	.25	2000
5	.21	2007

HIT BATTERS

1	.30	2009
2	.27	2007
3	.21	2001
t4	.20	2010
t4	.20	1999
t4	.20	2004
t4	.20	2006

INDIVIDUAL SINGLE-GAME RECORDS

At-Bats

- 6 Beth Buttrey at Saint Louis, 4/6/04
- 6 Nicole Davis at Saint Louis, 4/6/04
- 6 Kristin Hogan at Saint Louis, 4/6/04
- 6 Brittany Nash vs. Tennessee Tech, 3/24/07
- 6 Chelsea Cary vs. Eastern Illinois, 3/29/08

Runs

- 4 Linsey Moffit vs. Pennsylvania, 3/15/02

RBI

- 6 Ashley Benbow at Austin Peay, 3/25/08
- 6 Justine Pineda vs. Jackson State, 2/11/06
- 6 Emily Webb vs. Fairfield, 3/18/04

Walks

- 3 Megan Van Arsdale vs. Murray State, 4/14/201
- 3 Jenny Bain vs. Southeast Missouri State, 5/1/2010
- 3 Jenny Bain vs. Southeast Missouri, 4/11/09
- 3 Fallon Lowery vs. Colgate, 2/23/07
- 3 Emily Webb vs. Jacksonville State, 5/12/05
- 3 Jennifer Young vs. Marshall, 2/27/04

Hits

- 4 Savannah Roberts at Southeast Missouri, 4/26/08
- 4 Megan Williams vs. Saint Louis, 2/16/08
- 4 Brittany Nash vs. Dakota Wesleyan, 3/9/07
- 4 Angela Baize vs. Austin Peay, 5/8/04
- 4 Kristin Runyan vs. Fairfield, 3/18/04
- 4 Jennifer Young vs. Southeast Missouri, 5/13/04

Total Bases

- 10 Jenny Bain vs. Bowling Green, 3/5/2010
- 10 Angela Baize vs. Austin Peay, 5/8/04

Home Runs

- 2 4 times in 2010
- 2 Savannah Roberts vs. Southeast Missouri, 5/9/09
- 2 Greer Long vs. No. 24 Southern Illinois, 4/11/09
- 2 Savannah Roberts vs. Loyola Chicago, 2/26/06
- 2 Nicole Davis at Western Kentucky, 3/6/05
- 2 Kristin Runyan vs. Mississippi Valley State, 4/14/05
- 2 Kristin Runyan vs. Mid-Continent, 5/4/04

- 2 Angela Baize vs. Austin Peay, 5/8/04

Triples

- 2 Ashley Benbow vs. Tennessee State, 5/5/07

Doubles

- 3 Savannah Roberts vs. Mid-Continent, 4/29/08
- 3 Bridgette Baker vs. SIU Edwardsville, 3/14/94

Stolen Bases

- 4 Brandy Whalen at Tennessee State, 3/25/05

Strikeouts

- 4 Beth Buttrey vs. Saint Louis, 3/1/01

Assists

- 10 Megan Van Arsdale at Morehead State, 3/15/08

Putouts

- 17 Jennifer Deverell vs. Austin Peay 4/7/93

Earned Runs Allowed

- 18 Melissa Rudy vs. Eastern Illinois, 4/24/99

Innings Pitched

- 12 Kendra Kosco vs. Tennessee Tech 4/18/03

Strikeouts (Pitching)

- 13 Kendra Kosco vs. Southern Illinois, 4/8/03
- 13 Ashton Strode vs. Samford, 5/06/06
- 13 Ashley Myatt vs. Mississippi Valley State, 2/10/07

Walks Allowed

- 12 Melissa Rudy vs. Austin Peay 4/13/99

Hits Allowed

- 14 Ashton Strode vs. Eastern Kentucky, 4/12/08

Runs Allowed

- 14 Nicole Davis vs. Wisconsin, 2/28/04

2011 OPPONENTS



Nicholls State



Jackson State



Southeastern
Louisiana



UMKC



Saint Louis

Tournament Location: Hammond, La.

The 2011 Lion Classic at Southeastern Louisiana

(Feb. 11-13; Hammond, La.)

Friday, Feb. 11

5:30 p.m. . . . UT Martin vs. Nicholls State (Cancelled)

Skyhawk Hotel:

Hampton Inn

401 Westin Oaks

Hammond, La. 70403

985-419-2188

Saturday, Feb. 12

10 a.m. UT Martin vs. Jackson State

3 p.m. UT Martin vs. Southeastern Louisiana

5:30 p.m. UT Martin vs. UMKC

2010 Record at Tournament:

5-0

Sunday, Feb. 13

10 a.m. UT Martin vs. St. Louis



Southeastern
Louisiana



Evansville



Ohio State



Chattanooga



South Alabama

The 2011 South Alabama Invitational

(Feb. 18-20; Mobile, Ala.)

Friday, Feb. 18

10 a.m. UT Martin vs. Southeastern Louisiana

12:15 p.m. UT Martin vs. Evansville

Skyhawk Hotel:

Quality Inn & Suites

150 W. I-65 Service Road

Mobile, Ala. 36608

251-343-4949

Saturday, Feb. 19

6 p.m. UT Martin vs. Ohio State

7:15 p.m. UT Martin vs. Chattanooga

2010 Record at Tournament:

1st-time participant

Sunday, Feb. 20

1:30 p.m. UT Martin vs. South Alabama

2011 OPPONENTS



Northern Iowa



Toledo



East Tennessee State



IUPUI



Chattanooga

The 2011 Frost Classic

(Feb. 25-27; Chattanooga, Tenn.)

Friday, Feb. 25

1 p.m. UT Martin vs. Northern Iowa
3:30 p.m. UT Martin vs. Toledo

Skyhawk Hotel:

Country Inn & Suites
3725 Modern Industries Parkway
Chattanooga, Tenn. 37419
423-825-6100

Saturday, Feb. 26

11 a.m. UT Martin vs. East Tennessee State
1:30 p.m. UT Martin vs. IUP

2010 Record at Tournament:

4-1

Sunday, Feb. 27

10 a.m. UT Martin vs. Chattanooga



Colgate



Florida Gulf Coast



St. Francis



Dartmouth



St. John's

The 2011 Stevens Industries FGCU Tournament

(March 4-6; Fort Myers, Fla.)

Friday, March 4

11:15 p.m. UT Martin vs. Colgate
6 p.m. UT Martin vs. Florida Gulf Coast

Skyhawk Hotel:

Homewood Suites by Hilton
8901 Highland Woods Blvd.
Bonita Springs, Fla. 34135
239-949-5913

Saturday, March 5

10:15 a.m. UT Martin vs. St. Francis
5 p.m. UT Martin vs. Dartmouth

2010 Record at Tournament:

1st-time participant

Sunday, March 6

8 a.m. UT Martin vs. St. John's

2011 OPPONENTS



MURRAY STATE

1 p.m.; Saturday, March 12 (DH)

Martin, Tenn.; Bettye Giles Field

1 p.m.; Sunday, March 13

Martin, Tenn.; Bettye Giles Field

General Information

Location Murray, Ky.
 Founded 1922
 Enrollment 10,200
 Nickname Racers
 Colors Navy & Gold
 Conference Ohio Valley
 President Dr. Randy Dunn
 Athletic Director Allen Ward

Facility Information

Home Field Racer Field
 at Murray-Calloway County Park
 Capacity N/A
 Press Box Phone N/A

Sports Information

Softball SID Ryan Haage
 Office Phone (270)-809-7051
 Office Fax (270)-809-6814
 E-mail ryanhaage@gmail.com
 Website www.goracers.com
 Mailing Address 217 Steward Stadium
 Murray, Ky. 42071

Coaching Information

Head Coach Jay Pyron
 Alma Mater Averett University '02
 Record at Murray State (Years) 22-29 (2)
 Career Record (Years) 22-29 (2)
 Assistants Kara Amundson
 Randi Wilson
 Office Phone (270) 809-3748

Team Information

2010 Season 22-29
 2010 OVC Record/Finish 11-11 (5)
 2010 Postseason OVC Tournament
 Letterwinners R/L 12/4
 Starters R/L 8/2
 Pitchers R/L 4/1
 Newcomers 4

Series Information

Series Record 3-0
 Last Meeting April 14, 2010
 Where Murray, Ky.
 Result UT Martin 8, Murray State 0
 Streak UT Martin +3



EVANSVILLE

2 p.m.; Wednesday, March 16 (DH)

Evansville, Ind.; James & Dorothy Cooper Stadium

General Information

Location Evansville, Ind.
 Founded 1854
 Enrollment 2,799
 Nickname Purple Aces
 Colors Purple, Orange, & White
 Conference Missouri Valley
 President Dr. Thomas Kazee
 Athletic Director John Stanley

Facility Information

Home Field .. James & Dorothy Cooper Stadium
 Capacity 650
 Press Box Phone N/A

Sports Information

Softball SID Jen McKee
 Office Phone (812) 488-2350
 Office Fax (812) 488-2090
 E-mail jm359@evansville.edu
 Website www.gopurpleaces.com
 Mailing Address UE-Athletics, Sports Info
 1800 Lincoln Ave.
 Evansville, Ind. 47714-9986

Coaching Information

Head Coach Mark Redburn
 Alma Mater Missouri-St. Louis '93
 Record at UE (Yrs.) 18-34 (1)
 Career Record (Yrs.) 18-34 (1)
 Assistants Ashley Monceaux
 Jenna Roberts
 Office Phone (812)-488-2620

Team Information

2010 Record 18-34
 2010 MVC Record/Finish 10-16 (8)
 2010 Postseason MVC Tournament
 Letterwinners R/L 11/4
 Starters R/L 7/2
 Pitchers R/L 2/2
 Newcomers 6

Series Information

Series Record 5-12
 Last Meeting April 27, 2010
 Where Evansville, Ind.
 Result UT Martin 8, Evansville 7
 Streak UT Martin +2



TENNESSEE STATE

4 p.m.; Saturday, March 19 (DH)

Nashville, Tenn.; Tiger Field

1 p.m.; Sunday, March 20

Nashville, Tenn.; Tiger Field

General Information

Location Nashville, Tenn.
 Founded 1912
 Enrollment 9,024
 Nickname Tigers
 Colors Royal Blue and White
 Conference Ohio Valley
 President Dr. Portia Holmes Shields
 Athletic Director Teresa L. Phillips

Facility Information

Home Field Tiger Field
 Capacity 500
 Press Box Phone (615)-963-1883/1882

Sports Information

Softball SID Zekeya Anderson
 Office Phone (615)-963-1867
 Office Fax (615)-963-7692
 E-mail zanderson01@tnstate.edu
 Website www.tsutigers.com
 Mailing Address .. TSU Athletic Media Relations
 3500 John A. Merritt Blvd
 Nashville, TN 37209

Coaching Information

Head Coach Jeff Dabney
 Alma Mater Wichita State '98
 Record at TSU (Yrs) 0-0 (1)
 Career Record (Yrs) 224-180 (9)
 Assistants Samantha Bruckner
 Alana Hicks
 Office Phone (615)-963-1543

Team Information

2010 Record 11-34
 2010 OVC Record/Finish 6-16 (9)
 2010 Postseason N/A
 Letterwinners R/L 9/7
 Starters R/L 5/4
 Pitchers R/L 2/3
 Newcomers 8

Series Information

Series Record 47-6
 Last Meeting April 25, 2010
 Where Martin, Tenn.
 Result UT Martin 9, Tennessee State 0
 Streak UT Martin +4

2011 OPPONENTS



AUSTIN PEAY

3 p.m.; Tuesday, March 22 (DH)
Martin, Tenn.; Bettye Giles Field
5 p.m.; Tuesday, April 12
Clarksville, Tenn.; Lady Gavs Field

General Information

Location Clarksville, Tenn.
Founded 1927
Enrollment 10,723
Nickname Lady Gavs
Colors Red and White
Conference Ohio Valley
President Timothy Hall
Athletic Director Dave Loos

Facility Information

Home Field Lady Gavs Field
Capacity 150
Press Box Phone N/A

Sports Information

Softball SID Chris Austin
Office Phone (931) 221-7903
Office Fax (931) 221-7830
E-mail chris.austin24@yahoo.com
Website www.apsugovernors.com
Mailing Address Dunn Center 132A
..... P.O. Box 4515
..... Clarksville, Tenn. 37044

Coaching Information

Head Coach Casey Dickson
Alma Mater Oklahoma '00
Record at APSU (Yrs.) 31-73 (2)
Career Record (Yrs.) 86-141 (5)
Assistants Jessica Rohn
..... Kristin Erb
Office Phone (931) 221-6190

Team Information

2010 Record 16-35
2010 OVC Record/Finish 8-14 (8)
2010 Postseason N/A
Letterwinners R/L 8/8
Starters R/L 5/5
Pitchers R/L 2/2
Newcomers 7

Series Information

Series Record 53-23
Last Meeting March 28, 2010
Where Martin, Tenn.
Result UT Martin 10, Austin Peay 3
Streak UT Martin +12



EASTERN KENTUCKY

Noon; Saturday, March 26 (DH)
Richmond, Ky.; Gertrude Hood Field
Noon; Sunday, March 27
Richmond, Ky.; Gertrude Hood Field

General Information

Location Richmond, Ky.
Founded 1906
Enrollment 16,515
Nickname Colonels
Colors Maroon & White
Conference Ohio Valley
President Dr. Doug Whitlock
Athletic Director Mark Sandy

Facility Information

Home Field Gertrude Hood Field
Capacity 500
Press Box Phone N/A

Sports Information

Softball SID Kevin Britton
Office Phone (859) 622-2006
Office Fax (859) 622-5108
E-mail kevin.britton@eku.edu
Website www.EKUsports.com
Mailing Address 921 Lancaster Ave.
..... Alumni Coliseum 115
..... Richmond, Ky. 40475

Coaching Information

Head Coach Jane Worthington
Alma Mater Utah State '82
Record at EKU (Yrs.) 484-470 (18)
Career Record (Yrs.) 484-470 (18)
Assistant Megan Ink
Office Phone (859) 622-1246

Team Information

2010 Record 15-34
2010 OVC Record/Finish 9-14 (7)
2010 Postseason N/A
Letterwinners R/L 14/5
Starters R/L 7/2
Pitchers R/L 3/2
Newcomers 5

Series Information

Series Record 27-34
Last Meeting March 20, 2010
Where Martin, Tenn.
Result UT Martin 1, Eastern Kentucky 0
Streak UT Martin +2



SOUTHEAST MISSOURI STATE

1 p.m.; Wednesday, March 30 (DH)
Cape Girardeau, Mo.; Southeast Softball Complex
4 p.m.; Thursday, April 12
Martin, Tenn.; Bettye Giles Field 4:00 p.m.

General Information

Location Cape Girardeau, Mo.
Founded 1873
Enrollment 10,655
Nickname Redhawks
Colors Red, Black & White
Conference Ohio Valley
President Dr. Kenneth Dobbins
Athletic Director John Shafer

Facility Information

Home Field Southeast Softball Complex
Capacity 600
Press Box Phone (573) 986-7385

Sports Information

Softball SID Patrick Clark
Office Phone (573) 651-2937
Office Fax (573) 651-2810
E-mail paclark@semo.edu
Website www.gosoutheast.com
Mailing Address One University Plaza- MS 0200
..... Cape Girardeau, Mo.

Coaching Information

Head Coach Lana Richmond
Alma Mater Berea College '80
Record at SEMO (Yrs.) 802-583-2 (29)
Career Record (Yrs.) 802-583-2 (29)
Assistants Killian Roessner
..... Elizabeth Economon
Office Phone (573) 651-2993

Team Information

2010 Record 17-31
2010 OVC Record/Finish 6-17 (10)
2010 Postseason N/A
Letterwinners R/L 7/7
Starters R/L 5/3
Pitchers R/L 2/1
Newcomers 12

Series Information

Series Record 27-50
Last Meeting May 2, 2010
Where Cape Girardeau, Mo.
Result UT Martin 2, SEMO 0
Streak UT Martin +5

2011 OPPONENTS



GEORGIA

1 p.m.; Saturday, April 2

Athens, Ga.; Jack Turner Softball Stadium

1 p.m.; Sunday, April 3

Athens, Ga.; Jack Turner Softball Stadium

General Information

Location Athens, Ga.
 Founded 1785
 Enrollment 34,885
 Nickname Bulldogs
 Colors Red and Black
 Conference Southeastern
 President Dr. Michael F. Adams
 Athletic Director Greg McGarity

Facility Information

Home Field Jack Turner Softball Stadium
 Capacity 1,400
 Press Box Phone (706) 425-3362

Sports Information

Softball SID Tanner Tedeschi
 Office Phone (706) 542-7965
 Office Fax (706) 542-9339
 E-mail tannert@sports.uga.edu
 Website www.georgiadogs.com
 Mailing Address P.O. Box 1472
 Athens, Ga. 30603-1472

Coaching Information

Head Coach Lu Harris-Champer
 Alma Mater Western Illinois '89
 Record at Georgia (Yrs.) 502-181 (10)
 Career Record (Yrs.) 711-245-1 (14)
 Assistants Gerry Glasco
 Megan McAllister
 Tony Baldwin
 Office Phone (706) 425-3139

Team Information

2010 Record 50-13
 2010 SEC Record/Finish 18-8 (4)
 2010 Postseason CWS Final Four
 2010 Final NFCA/USA SB Ranking 3
 Letterwinners R/L 16/5
 Starters R/L 9/0
 Pitchers R/L 4/1
 Newcomers 6

Series Information

Series Record 0-1
 Last Meeting March 1, 2002
 Location Athens, Ga.
 Result Georgia 1, UT Martin 0
 Streak Georgia +1



MOREHEAD STATE

Noon; Saturday, April 9 (DH)

Martin, Tenn.; Betye Giles Field

Noon; Sunday, April 10

Martin, Tenn.; Betye Giles Field

General Information

Location Morehead, Ky.
 Founded 1887
 Enrollment 9,025
 Nickname Eagles
 Colors Blue and Gold
 Conference Ohio Valley
 President Dr. Wayne D. Andrews
 Athletic Director Brian Hutchinson

Facility Information

Home Field University Field
 Capacity 500
 Press Box Phone N/A

Sports Information

Softball SID Matt Schabert
 Office Phone (606) 783-2556
 Office Fax (606) 783-2250
 E-mail m.schabert@moreheadstate.edu
 Website www.msueagles.com
 Mailing Address 156 Academic - Athletic Center
 Morehead, Ky. 40351

Coaching Information

Head Coach Holly Bruder
 Alma Mater Alma '99
 Record at Morehead (Yrs.) 96-60 (3)
 Career Record (Yrs.) 241-165 (9)
 Assistants Allison Honkofsky
 Jordan McPherson
 Office Phone (606) 783-5283

Team Information

2010 Record 27-24
 2010 OVC Record/Finish 14-9 (3)
 2010 Postseason OVC Tournament
 Letterwinners R/L 13/7
 Starters R/L 6/3
 Pitchers 1/2
 Newcomers 6

Series Information

Series Record 40-16
 Last Meeting May 9, 2010
 Where Morehead, Ky.
 Result UT Martin 3, Morehead State 1
 Streak UT Martin +4



SIU CARBONDALE

4 p.m.; Thursday, April 14

Martin, Tenn.; Betye Giles Field

General Information

Location Carbondale, Ill.
 Founded 1869
 Enrollment 20,037
 Nickname Salukis
 Colors Maroon & White
 Conference Missouri Valley
 Chancellor Rita Cheng
 Athletic Director Mario Moccia

Facility Information

Home Field Charlotte West Stadium
 Capacity 502
 Press Box Phone (618) 536-4487

Sports Information

Softball SID Megan Kramper
 Office Phone (618) 453-7236
 Office Fax (618) 453-2648
 E-mail megkramp@siu.edu
 Website www.siusalukis.com
 Mailing Address Lingle Rm 118, Mailcode 6620
 Carbondale, Ill. 62901

Coaching Information

Head Coach Kerri Blaylock
 Alma Mater Evansville '88
 Record at SIU (Yrs.) 416-189 (12)
 Career Record (Yrs.) 416-189 (12)
 Assistants Jen Sewell
 Erin Glasco
 Haley Karayannis
 Office Phone (618) 453-5466

Team Information

2010 Record 38-20
 2010 MVC Record/Finish 20-5 (1)
 2010 Postseason MVC Tournament
 Letterwinners R/L 12/6
 Starters R/L 7/3
 Pitchers R/L 3/0
 Newcomers 4

Series Information

Series Record 4-11
 Last Meeting March 24, 2010
 Where Carbondale, Ill.
 Result SIU Carbondale 9, UT Martin 3
 Streak SIU Carbondale +1

2011 OPPONENTS



EASTERN ILLINOIS

1 p.m.; Saturday, April 16 (DH)
Charleston, Ill.; Glenn & Joan Williams Field
1 p.m.; Sunday, April 17
Charleston, Ill.; Glenn & Joan Williams Field

General Information

Location Charleston, Ill.
Founded 1899
Enrollment 11,630
Nickname Panthers
Colors Blue, Gray & White
Conference Ohio Valley
President Dr. William Perry
Athletic Director Barbara Burke

Facility Information

Home Field Glenn & Joan Williams Field
Capacity 200
Press Box Phone (217) 512-9545

Sports Information

Softball SID Bart Rettberg
Office Phone (217) 581-6408
Office Fax (217) 581-6434
E-mail bvrettberg@eiu.edu
Website www.EIUpantthers.com
Mailing Address 2240 Lantz Arena; EIU
..... 600 Lincoln Avenue Charleston, Ill. 61920

Coaching Information

Head Coach Kim Schuette
Alma Mater Indiana State '01
Record at EIU (Yrs.) 128-139-1 (6)
Career Record (Yrs.) 152-167-1 (7)
Assistants Jason Dorey
..... Al Schuette
..... Dennee Menzione
Office Phone (217) 581-2093

Team Information

2010 Record 24-27
2010 OVC Record/Finish 12-10 (4)
2010 Postseason OVC Tournament
Letterwinners R/L 14/3
Starters R/L 6/3
Pitchers R/L 3/0
Newcomers 8

Series Information

Series Record 23-23
Last Meeting May 13, 2010
Where Martin, Tenn.
Result UT Martin 3, Eastern Illinois 2
Streak UT Martin +4



BELMONT

4 p.m.; Tuesday, April 19 (DH)
Nashville, Tenn.; Rose Park

General Information

Location Nashville, Tenn.
Founded 1951
Enrollment 5,936
Nickname Bruins
Colors Navy Blue, Red & White
Conference Atlantic Sun
President Dr. Robert C. Fisher
Athletic Director Mike Strickland

Facility Information

Home Field Rose Park
Capacity N/A
Press Box Phone N/A

Sports Information

Softball SID Megan Wilson
Office Phone (615) 460-8023
Office Fax (615) 460-5584
E-mail megan.wilson@belmont.edu
Website www.belmontbruins.com
Mailing Address Athletics Media Relations
..... 1900 Belmont Blvd.
..... Nashville, Tenn. 37212

Coaching Information

Head Coach Chris Kuhlmeier
Alma Mater Louisiana State '99
Record at Belmont (Yrs.) 10-44 (1)
Career Recrd (Yrs.) 10-44 (1)
Assistants Jenifer Kernahan
..... Ashley Taylor
Office Phone (615) 460-6264

Team Information

2010 Record 10/44
2010 Atlantic Sun Record/Finish 3-17 (10)
2010 Postseason N/A
Letterwinners R/L 7/4
Starters R/L 7/3
Pitchers R/L 4/0
Newcomers 5

Series Information

Series Record 15-6
Last Meeting April 13, 2010
Where Martin, Tenn.
Result UT Martin 2, Belmont 0
Streak UT Martin +9



JACKSONVILLE STATE

1 p.m.; Friday, April 22 (DH)
Martin, Tenn.; Bettye Giles Field
1 p.m.; Saturday, April 23
Martin, Tenn.; Bettye Giles Field

General Information

Location Jacksonville, Ala.
Founded 1883
Enrollment 9,351
Nickname Gamecocks
Colors Red & White
Conference Ohio Valley
President Dr. William A. Meehan
Athletic Director Oval Jaynes

Facility Information

Home Field University Field
Capacity 1,000
Press Box Phone N/A

Sports Information

Softball SID Josh Underwood
Office Phone (256) 782-5915
Office Fax (256) 782-5958
E-mail underwood@jsu.edu
Website www.jsugamecocksports.com
Mailing Address 700 Pelham Road North
..... Jacksonville, Ala. 36265

Coaching Information

Head Coach Jana McGinnis
Alma Mater Jacksonville State '91
Record at Jacksonville State (Yrs.) .. 586-320 (18)
Career Record (Yrs.) 586-320 (18)
Assistants Mark Weisner
..... Julie Boland
Office Phone (256) 782-5524

Team Information

2010 Record 30-19
2010 OVC Record/Finish 13-6 (2)
2010 Postseason OVC Tournament Champions,
..... NCAA Super Regionals
Letterwinners R/L 10/6
Starters R/L 5/4
Pitchers R/L 3/0
Newcomers 7

Series Information

Series Record 9-29
Last Meeting May 15, 2010
Location Martin, Tenn.
Result Jacksonville State 10, UT Martin 1
Streak Jacksonville State +2

2011 OPPONENTS



MEMPHIS

4 p.m.; Wednesday, April 27 (DH)
Martin, Tenn.; Bettye Giles Field

General Information

Location Memphis, Tenn.
Founded 1912
Enrollment 23,031
Nickname Tigers
Colors Blue and Gray
Conference Conference USA
President Dr. Shirley Raines
Athletic Director R. C. Johnson

Facility Information

Home Field Tiger Softball Complex
Capacity 275
Press Box Phone (901) 678-5461

Sports Information

Softball SID Mark Taylor
Office Phone (901) 678-5294
Office Fax (901) 678-4134
E-mail mtaylor16@memphis.edu
Website www.GoTigersGo.com
Mailing Address Athletic Media Relations
..... 570 Normal; Room 203
..... Memphis, Tenn. 38152

Coaching Information

Head Coach Windy Thees
Alma Mater Florida State '97
Record at Memphis (Yrs.) 136-137 (5)
Career Record (Yrs.) 299-229 (10)
Assistants Nick French
..... Julie Meyer
Office Phone (901) 678-2315

Team Information

2010 Record 25-26
2010 C-USA Record/Finish 8-15 (7)
2010 Postseason CUSA Tournament
Letterwinners R/L 16/3
Starters R/L 8/1
Pitchers R/L 3/1
Newcomers 6

Series Information

Series Record 2-6
Last Meeting April 1, 2009
Where Memphis, Tenn.
Result Memphis 5, UT Martin 4 (9)
Streak Memphis +6



SIU EDWARDSVILLE

1 p.m.; Saturday, April 30 (DH)
Edwardsville, Ill.; Cougar Field
1 p.m.; Sunday, May 1
Edwardsville, Ill.; Cougar Field

General Information

Location Edwardsville, Ill.
Founded 1957
Enrollment 14,107
Nickname Cougars
Colors Red and White
Conference Ohio Valley
President Dr. Vaughn Vandergrift
Athletic Director Dr. Bradley Hewitt

Facility Information

Home Field Cougar Field
Capacity 1,000
Press Box Phone (618) 650-3608

Sports Information

Softball SID Eric Hess
Office Phone (618) 650-3608
Office Fax (618) 650-2545
E-mail ehess@siue.edu
Website www.siuecougars.com
Mailing Address Box 1129
..... Edwardsville, Ill. 62026

Coaching Information

Head Coach Sandy Montgomery
Alma Mater SIU Edwardsville '86 '88
Record at SIU Edwardsville (Yrs.) 798-369-2 (22)
Career Record (Yrs.) 798-369-2 (22)
Assistants Kelly Rhyne
..... Buddy Foster
Office Phone (618) 650-2871

Team Information

2010 Record 27-24
2010 OVC Record/Finish N/A
2010 Postseason N/A
Letterwinners R/L 13/3
Starters R/L 7/2
Pitchers R/L 3/0
Newcomers 4

Series Information

Series Record 1-5
Last Meeting April 18, 2009
Where Martin, Tenn.
Result UT Martin 5, SIU Edwardsville 2
Streak UT Martin +1



MIDDLE TENNESSEE STATE

3 p.m.; Tuesday, May 3 (DH)
Martin, Tenn.; Bettye Giles Field

General Information

Location Murfreesboro, Tenn.
Founded 1911
Enrollment 26,432
Nickname Blue Raiders
Colors Royal Blue and White
Conference Sun Belt
President Dr. Sidney McPhee
Athletic Director Chris Massaro

Facility Information

Home Field Blue Raider Field
Capacity 500
Press Box Phone N/A

Sports Information

Softball SID Christian Lemon
Office Phone (615) 898-5272
Office Fax (615) 898-5270
E-mail lemon@goblueraiders.com
Website www.GoBlueRaiders.com
Mailing Address 1301 East Main Street
..... Murfreesboro, Tenn. 37132
..... 1500 Greenland Drive
..... Murfreesboro, Tenn. 37132

Coaching Information

Head Coach Sue Nevar
Alma Mater Indiana '81
Record at MTSU (Yrs.) 58-97 (4)
Career Record (Yrs.) 342-313-1 (15)
Assistants Megan Rhodes Smith
..... Kassie Stanfill
Office Phone (615) 898-5018

Team Information

2010 Record 22-32
2010 Sun Belt Record (Finish) 7-17 (8)
2010 Postseason Sun Belt Tournament
Letterwinners R/L 13/3
Starters R/L 7/3
Pitchers R/L 2/1
Newcomers 6

Series Information

Series Record 11-24-1
Last Meeting April 22, 2020
Where Murfreesboro, Tenn.
Result MTSU 7, UT Martin 3
Streak MTSU +2

2011 OPPONENTS



TENNESSEE TECH

1 p.m.; Saturday, May 7 (DH)

Martin, Tenn.; Bettye Giles Field

1 p.m.; Sunday, May 8

Martin, Tenn.; Bettye Giles Field

General Information

Location Cookeville, Tenn.
 Founded 1915
 Enrollment 11,538
 Nickname Golden Eagles
 Colors Purple and Gold
 Conference Ohio Valley
 President Dr. Robert (Bob) Bell
 Athletic Director Mark Wilson

Facility Information

Home Field TTU Softball Field
 Capacity 1,000
 Press Box Phone N/A

Sports Information

Softball SID Nick Burns
 Office Phone (931) 372-6139
 Office Fax (931) 372-3114
 E-mail nburns@tntech.edu
 Website www.TTUSports.com
 Mailing Address P.O. Box 5057
 Cookeville, Tenn. 38501

Coaching Information

Head Coach Tory Acheson
 Alma Mater Wisconsin, Milwaukee '92
 Record at Tennessee Tech (Yrs.) .. 458-294-1 (12)
 Career Record (Yrs.) 748-375-2 (19)
 Assistants Terry Acheson
 Samantha Lovelady
 Office Phone (931) 372-6552

Team Information

2010 Record 28-30
 2010 OVC Record/Finish 11-12 (6)
 2010 Postseason OVC Tournament
 Letterwinners R/L 16/5
 Starters R/L 8/1
 Pitchers R/L 4/0
 Newcomers 8

Series Information

Series Record 15-39
 Last Meeting May 14, 2010
 Where Martin, Tenn.
 Result UT Martin 2, Tennessee Tech 1
 Streak UT Martin +1

UT MARTIN SOFTBALL TEAM TRAVEL 2011

February 11 - 13 Hammond, LA

SELA Lions Classic

Hampton Inn

401 Westin Oaks

Hammond, LA 70403

985-419-2188

February 18 -20 Mobile, AL

South Alabama Mardi Gras Invitational

Quality Inn & Suites

150 W. I - 65 Service Road

Mobile, AL 36608

251-343-4949

February 25 - 27 Chattanooga, TN

Frost Classic

Country Inn & Suites

3725 Modern Industries Parkway

Chattanooga, TN 37419

423-825-6100

March 4 - 6 Fort Meyers, FL

Florida Gulf Coast University Tournament

Homewood Suites by Hilton

8901 Highland Woods Blvd.

Bonita Springs, FL 34135

239-949-5913

March 19 - 20 Nashville, TN

Tennessee State University

La Quinta Inn Nashville Briley Parkway

2345 Atrium Way

Nashville, TN 37124

615-885-3000

March 26 - 27 Richmond, KY

Eastern Kentucky

Jameson Inn

2006 Colby Taylor Drive

Richmond, KY 40475

859-623-0063

April 2 - 3 Athens, GA

University of Georgia

Holiday Inn Express

513 W. Broad Street

Athens, GA 30603

706-354-6400

April 16 - 17 Charleston, IL

Eastern Illinois

Comfort Suites - Mattoon

1408 Broadway Ave. East

Mattoon, IL 61938

217-235-6745

April 30 - May 1 Edwardsville, IL

SIUE

Drury Inn Collinsville

602 N. Bluff

Collinsville, IL 62234

618-345-7700

The Ohio Valley Conference



Brad Walker

Assistant Commissioner
for Operations



Matt Banker

Assistant Commissioner
for Institutional Services



Jennifer Gibbs

Director of Championships



Brian Pulley

Assistant Commissioner
for External Affairs



Kyle Schwartz

Assistant Commissioner
for Media Relations



Heather Brown

Assistant Director
for Media Relations

Entering its 62nd year, the Ohio Valley Conference continues to build on the success that has made it the nation's eighth-oldest NCAA Division I conference. For only the second time in a decade, the Conference expanded by adding Southern Illinois University Edwardsville as the league's 11th member in 2008. The move expanded the OVC's geographical footprint to the St. Louis market and marked the first change in membership since expanding to the state of Alabama (Jacksonville State, Samford) in 2003.

The 2009-10 school year saw a change in leadership as Beth DeBauche was named the seventh full-time Commissioner in league history on July 28. She is currently one of just five females to be the head of a Division I conference, and one of just eight to lead a Division I conference all-time. The last three commissioners of the OVC have moved onto jobs as the commissioner of the Big Ten, Big 12 and the Mid-American Conferences.

The OVC's proud past dates back to 1948, but seeds for the new league were actually planted in 1941. It was then that Roy Stewart, the athletics director at Murray State, Charles (Turkey) Hughes, the athletics director at Eastern Kentucky, and Kelly Thompson, the public relations director at Western Kentucky, first broached the idea of forming a new conference. Discussions were put on hold by World War II, but reemerged Feb. 27-28, 1948 at the Kentucky Hotel in Louisville as the three original institutions combined with Morehead State, Louisville and Evansville to form the OVC.

In the 1950s, the OVC became a pioneer on a much more significant scale socially. During times of racial segregation, league member Morehead State became one of the first non-traditionally black mid-southern institutions to accept a black student. In 1958, Marshall Banks earned athletically-related aid at Morehead, which signed a second black athlete, Howard Murphy, a year later. In 1961, Murphy earned all-conference recognition as a halfback in football. With racial barriers broken, the rest of the institutions in the league began to provide educa-

tional and athletic opportunities to African-Americans.

Football wasn't the only sport in which the OVC was quickly gaining respect. In 1955, the OVC became only the second six-member league nationally to earn an automatic bid to the prestigious NCAA Men's Basketball Tournament, which, at that time, was limited to only 24 participants. The Conference quickly proved worthy of that bid, as Morehead State defeated Marshall (107-92) and Wayne State (95-84) in the 1956 tournament.

Fifteen years later, former OVC member Western Kentucky became the first and only Conference team to reach the Final Four. The Hilltoppers defeated Jacksonville, Kentucky and Ohio State before losing to Villanova in double overtime. WKU went on to finish in third place after beating Kansas 77-75 in the consolation game.

Through its 61 years, 12 teams have won or shared the league's regular season men's basketball title. Murray State heads the list with a Conference-record 20 outright or shared basketball crowns. Other past champions include former member Western Kentucky (19), Morehead State (9), Austin Peay (8), Eastern Kentucky (6), Tennessee Tech (5), former member Middle Tennessee (5), Tennessee State (2), former member East Tennessee State (2), Southeast Missouri State (1), UT Martin (who won its first in 2008-09) and former member Akron (1).

In 2007-08, UT Martin guard Lester Hudson became the first men's Division I player to record a quadruple-double in a game, when he registered 25 points, 12 rebounds, 10 assists and 10 steals in a victory over Central Baptist College. Hudson, who ranked fourth in scoring nationally as a junior, returned for his senior season in 2008-09 and was second nationally in scoring (behind Davidson's Stephen Curry) at 27.5 points a contest. Hudson earned numerous honors (including OVC Player of the Year and OVC Male Athlete of the Year in each 2008 and 2009 and All-American status from several outlets) before being drafted by the Boston Celtics with the No. 58 pick of the 2009 NBA Draft. Hudson became the first draft pick for the league since 2004 and only the third pick of the last decade for the OVC.

In the late 1970s, women's athletics began somewhat of a rebirth on the national scene as the NCAA began sponsoring and marketing women's sports. Recognizing the need to provide increased opportunities for female athletes, the OVC established women's championships in the sports of basketball, tennis and track in 1977, with cross country and volleyball added over the



Beth DeBauche

Commissioner

The Ohio Valley Conference

next four years. Those sports were initially governed by the Association of Intercollegiate Athletics for Women (AIAW), but the overall strength of women's programs in the league was demonstrated by the automatic bids the OVC instantly received when the NCAA became the governing body in 1982.

Over its 61 years, OVC teams have garnered national championships and bowl games in football, along with national team or individual titles in the sports of rifle, cross country, track and golf.

The OVC has also produced several Olympic athletes, including Murray State's Morgan Hicks, who was a member of the 2004 United States Olympic Rifle Team. In addition, some of the greatest players in professional sports were educated at OVC institutions. The list includes former greats such as football's Phil Simms (Morehead State), basketball's Clem Haskins (Western Kentucky) and Bubba Wells (Austin Peay) and two-sport star Steve Hamilton (Morehead State) to present-day standouts like basketball player Trenton Hassell (Austin Peay), football player Tony Romo (Eastern Illinois), baseball players Jamie Walker (Austin Peay) and George Sherrill (Austin Peay) and professional golfer Jeff Sluman (Tennessee Tech). Hamilton is the only athlete to ever play in the NCAA Basketball Championship, a Major League Baseball World Series (New York Yankees) and a NBA Championship Series (Los Angeles Lakers).

In 2009 it was OVC softball that accomplished several firsts as UT Martin (tournament champion) and Jacksonville State (at-large) were each selected for the NCAA Championship. Jacksonville State would take it a step farther by winning the Knoxville Regional (beating No. 13 national seed Tennessee along the way) to become the first OVC softball program to advance to a Super Regional. Jax State would fall to No. 4 Alabama in that Super Regional but finished the season 43-16 (19-2 OVC) and ranked 21st nationally in the ESPN.com/USA Softball poll and 24th nationally in the USA Today/NFCA poll.

A first in the OVC occurred in 2008, when the league had a first round draft pick in both the NFL (Tennessee State's Dominique Rodgers-Cromartie) and Major League Baseball (Eastern Kentucky's Christian Friedrich) Drafts in the same school year. A year later (2009) the league had a Major League Baseball First Round Compensation Round pick (Eastern

Illinois' Tyler Kehr who was No. 48 overall) and NBA Second Round pick (UT Martin's Lester Hudson) in the same season.

The playing field is not the only place where OVC athletes are working hard. The league also recognizes excellence in the class-

room. Six Scholar-Athlete Awards are presented yearly to male and female athletes, while others are commended for their academic success by being Medal of Honor recipients or earning a spot on the Commissioner's Honor Roll. Additionally, the league annually presents one institutional Academic Achievement Award, as well as separate team awards in each Conference-sponsored sport. Since the College Sports Information Directors of American (CoSIDA) Academic All-America program began, the Ohio Valley Conference has had 179 student-athletes honored with the award, including 25 over the last three years (2006-07 to the




present).

Through the early years of the league, administrators wrestled with fan behavior due to the close proximity of the Conference members and the intense rivalries which developed. Just as it did decades ago, the OVC took the leadership role on what has become a national issue. In 1995, the OVC implemented a first-of-its-kind "Sportsmanship Statement," a policy which promotes principles of fair play, ethical conduct and respect for one's opponent. The statement has become a model for others to follow across the nation, and has answered the challenge of the NCAA Presidents Commission to improve sportsmanship in collegiate athletics.

Additionally, the OVC annually presents the Steve Hamilton Sportsmanship Award, in honor of the former Morehead State student-athlete, coach and athletics director, to a junior or senior student-athlete with significant athletic contributions who best exemplifies the characteristics of sportsmanship and citizenship. Most recently, the Conference has also implemented the OVC Institutional and Team Sportsmanship Awards, which are presented to one institution and 18 sport-specific teams voted by their peers to have best exhibited the standards of sportsmanship and ethical conduct as outlined by the OVC and NCAA.

The vision of leadership demonstrated by the Founding Fathers in 1948 remains alive today as the Ohio Valley Conference pre-


ATHLETIC TRAINING FACILITIES



Dr. Steve Houseworth



Dr. John Materson



Dr. Keith Nord



Dr. G. Bradford Wright



Dr. David E. Yakin



ATHLETIC TRAINING ROOM

With three Skyhawk training room locations throughout the UT Martin athletic facilities, student-athletes can be assured of receiving the best medical attention and rehabilitation available. The primary athletic training room facilities are located in the Skyhawk Fieldhouse. There are also satellite athletic training room locations in the Bob Carroll Football Building and near Pat Head Summitt Court in Skyhawk Arena.

The Skyhawk Fieldhouse athletic training room was renovated in 2007 as part of a \$1.9 million dollar renovation of the entire Skyhawk Fieldhouse and Kathleen and Tom Elam Center. Included in the renovation was an updated whirlpool rehabilitation room where student-athletes can receive aqua rehabilitation and treatment. The athletic training room also contains multiple examination stations with the latest in rehabilitation equipment.

The athletic training staff uses a comprehensive approach to the injury care and wellness of student-athletes by utilizing state-of-the-art diagnostic and treatment equipment with the latest methods in the care and prevention of injuries.

Assistant Athletic Director Bart Belew is in his eighth year as head athletic trainer. Belew, a UT Martin graduate, went on to earn a master's degree and serve as a graduate assistant at Ole Miss where he worked with both the football and baseball programs before a stint at Freed-Hardeman led him to a return to his alma mater in 2000 as the head athletic trainer. He currently has a staff of four full-time certified athletic trainers and support staff of 16 athletic training students.

The athletic training staff is surrounded by many qualified and generous team doctors, through a partnership with Sports Orthopedic and Spine of Jackson, Tenn. Dr. G. Bradford Wright, MD, and Dr. Steve Houseworth, MD, serve as the primary team physicians and are directly responsible for the orthopedic needs of UT Martin student-athletes. Dr. Wright has previously worked as team physician with the US Olympic Track & Field teams, West Tennessee Diamond Jaxx and Memphis Riverkings while Dr. Houseworth has served as a team physician for Louisiana Tech University.

Dr. Wright and Dr. Houseworth are also assisted in the care for Skyhawk student-athletes by the other orthopedic specialist of Sports Orthopedic and Spine; Dr. David E. Yakin, MD, Dr. Keith Nord, MD, Dr. Timothy Sweo, MD, and Dr. John P. Masterson, MD.

The athletic training staff is one support group that the athletic teams cannot do without. They are responsible for staffing all practices and games as well as handling the day-to-day rehabilitation of injured or post-surgery student-athletes.

STRENGTH & CONDITIONING FACILITIES





SKYHAWK STRENGTH & CONDITIONING

The UT Martin strength and conditioning facilities are for the exclusive use of Skyhawk student-athletes as they train for competition, under the direction of strength and conditioning coach Charles Rayburn.

Sport specific workouts are designed by coach Rayburn and supervised at all times by one or more members of the strength and conditioning staff. Each student-athlete is placed in to respective developmental levels according to individual ability and specific regiments are then prescribed and continuously changed based on individual aptitude.


The Skyhawk strength and conditioning philosophy is multi-faceted with a primary emphasis on reducing injuries during the season.

The 3,500 square-foot Skyhawk weight room, located on the second level of Skyhawk Fieldhouse, includes Hammer Strength and Life Fitness machines and weights. This state-of-the-art facility is equipped with modern equipment ranging from self contained Power Lift multi-racks with 6x8 platforms, Olympic lifting bars, a complete line of rubber coated TGX dumbbells, a variety of glute/ham stations, a huge plyometric/medicine ball area, and various other supplemental pieces. The facility offers an unlimited variety of movements and exercises for the student-athlete.

The Skyhawk weight room allows for large enough groups so the student-athletes can train concurrently optimizing efficiency and effectiveness but, small enough to receive individual direction.



UT MARTIN ATHLETICS




Above: Lester Hudson became the first Skyhawk in history to be selected in the NBA Draft when he was drafted by the Boston Celtics with the 58th overall pick. Hudson was also named both the Bob Carroll UT Martin and Ohio Valley Conference male athlete of the year for a second consecutive year after he was the second leading scorer in the nation and led the UT Martin men's basketball team to its first-ever OVC regular season championship, earning a berth in the National Invitational Tournament.




Far Left: Jonathan Martin won the 2008 Skyhawk Classic at Paris Landing Golf Course, with a score of 6-under-par 210.



Left: Quarterback Cade Thompson led the Skyhawks to a ranking of No. 16 in the country, while guiding the fourth highest scoring offense in the NCAA FCS. Thompson was one of nine total Skyhawks named to the 2008 All-OVC Team, and entered 2009 as the preseason OVC Offensive Player of the Year.



Left: The Skyhawk soccer team advanced to the Ohio Valley Conference Tournament championship game for the first time in program history in 2009 and a record three Skyhawks were represented on the post season All-OVC Team.



Right: The 2009 UT Martin rodeo team finished ninth in the nation at the College National Finals Rodeo, while its annual home event was named best in the region for the fourth consecutive year.



Above: The 2009 UT Martin equestrian team qualified for its third consecutive VENC National Tournament, earning a No. 8 overall seed.

Below: The UT Martin Softball Team won five consecutive games at the 2009 Ohio Valley Conference Tournament to claim the program's first-ever conference tournament championship, and an automatic berth into the NCAA Tournament. Shortstop Jenny Bain was named the OVC Freshman of the Year, while senior Kara Harper earned OVC Tournament MVP honors.




Martin is located in the extreme northwest corner of Tennessee in Weakley County. The University of Tennessee at Martin is the only four-year public university outside of Memphis in West Tennessee. Martin is approximately 150 miles from Nashville and Memphis and one hour from the Jackson and Paducah, Ky.

MARTIN AND...

Martin is the home of the Tennessee Soybean Festival which is held the week after Labor Day in September each year. Martin also has multiple public parks, an excellent public library, a competitive school system and a community hospital. With a population over 10,000, Martin is a vibrant university town yet still maintains a rural, small-town ambience.

In 1832, William Martin and his wife, Sarah Glass Martin moved to Weakley County where he settled his family. He became a leader in the tobacco industry and by his death in 1859 had secured the passage of an east-west railroad through his property in the county. When his family discovered the Mississippi Central Railroad planned a north-south line in the area in 1872 they offered the railroad free right-of-way across their property if they located the line on their property and offered to donate property for a park in what would be the center of Martin.





Northwest Tennessee encompasses eight rural counties: Lake, Obion, Weakley, Henry, Dyer, Gibson, Carroll and Benton. From Lake and Dyer counties bordering the great Mississippi River to Benton and Henry counties bordering the Tennessee River, Northwest Tennessee abounds in outdoor recreational activity opportunities. Lake and Obion counties are home to Reelfoot Lake State Park and two national wildlife refuge areas. Reelfoot Lake is the only natural lake in Tennessee and popular history says the lake was formed when the region subsided after the New Madrid earthquakes of 1811–1812, and that the Mississippi River flowed backward for 10-24 hours to fill it. Henry county is home to Paris Landing State Park located on the western shore of the Tennessee River which is dammed to form Kentucky Lake.

NORTHWEST TENNESSEE

**FORTUNE 500 COMPANIES
HEADQUARTERED WITHIN
400 MILES OF UT MARTIN**

Tennessee:

AutoZone – Memphis
Dollar General – Goodlettsville
FedEx – Memphis
HCA – Nashville
Unum Financial Group – Chattanooga

Kentucky:


Ashland Incorporated – Covington
Humana – Louisville
Kindred Healthcare – Lexington
Lexmark International – Lexington
Yum Brands – Louisville

Missouri:

Ameren Corp – St. Louis
Anheuser-Busch – St. Louis
Charter Communications – St. Louis
Emerson Electric – St. Louis

Arkansas:

Murphy Oil – El Dorado
Dillard's – Little Rock



Northwest Tennessee is in the Central Time Zone. Memphis or Nashville can be reached from any county within approximately 3 hours. Interstate 40 borders the southern edge of this area and travels east and west and Interstate 55/155 is easily accessible from the western counties and travels north and south. St. Louis is a four-hour drive north. Six Flags at St. Louis is also approximately four hours away.


Many industries are located in the Northwest Tennessee area.

Goodyear has a plant in Obion County and is a major employer in the surrounding counties. Fed-Ex ground has a terminal in Weakley County, and Gibson County has announced that Fed-ex is greatly expanding their processing center located in that county. Weakley County also hosts MTD and Parker-Hannifin corporations. Dyer county is host to Quebecor World and the Sara Lee Corporations.



The University of Tennessee at Martin Campus

- | | | |
|---|---|--|
| 1. Bettye Giles Field (softball) | 10. Prentice Cooper Hall | 18. Communications Building |
| 2. Pacer Pond | 11. Frank Clement Hall | 19. Business Administration Building |
| 3. Fitness Trail | 12. Skyhawk Dining Services | 20. Cecil M. and Boyce A. Gooch Hall |
| 4. James C. Henson Tennis Center | 13. Ed and Carolyn Boling University Center | 21. Holland McCombs Center |
| 5. Gordon Browning Hall | 14. Paul Meek Library | 22. Hall-Moody Administration Building |
| 6. Buford Ellington Hall | 15. Crisp Hall | 23. Quadrangle |
| 7. University Village Apartments Phase II | 16. Andy N. Holt Humanities Building | 24. Brehm Hall |
| 8. University Village Apartments Phase I | 17. Sociology Building | 25. Fine Arts Building |
| 9. Student Health Center | | 26. Joseph E. Johnson EPS Building |




THE UNIVERSITY of
TENNESSEE **UT**
MARTIN

Map

- | | |
|---|--|
| 27. Skyhawk Tennis Complex | 36. Student Life Center |
| 28. Margaret N. Perry Children's Center | 37. Grove Apartments |
| 29. Skyhawk Baseball Field | 38. Skyhawk Soccer Field |
| 30. Skyhawk Track | 39. Future site of the Student Recreation Center |
| 31. Kathleen and Tom Elam Center | |
| 32. Skyhawk Fieldhouse | |
| 33. Alumni Center | |
| 34. Hardy M. Graham Stadium | |
| 35. Bob Carroll Football Building | |

*To the far right, off the map:
Agriculture and Natural Resources
Teaching Complex, Power Generation
Facility and the West Tennessee Animal
Disease Diagnostic Laboratory

PAUL MEEK LIBRARY





The Paul Meek Library features an all-night study area, a coffee bar (Captain's Coffee), a student computer lab and numerous group-study rooms. The library collection contains almost a half-million volumes, 33,000 electronic books, 5,000 videotapes, 1000 DVD's, 1,100 print periodical subscriptions, and access to nearly 100 electronic databases indexing more than 10,000 full text journals. The library's media department also offers a picture-scanning service, wireless laptop computers for student use and a multimedia production station.

The 120,000 square feet Paul Meek Library also features an Innovative Interfaces automated system with an online catalog (OPAC), an after-hours study area equipped with a CCTV surveillance system and a Special Collections area, containing among other holdings the congressional papers of Congressman Ed Jones and the legislative papers of former Tennessee Governor Ned Ray McWherter, along with replicas of their offices.



UT MARTIN OFFERS HIGH-QUALITY ACADEMICS

- One hundred percent of UT Martin engineering graduates have passed the national Fundamentals of Engineering Exam required for licensure. UT Martin's average exam scores continue to exceed national levels.
- UT Martin nursing graduates continue to have one of the highest passage rates in Tennessee on the NCLEX Exam. In 2008, 100 percent of UT Martin students who took the RN licensure exam passed.
- UT Martin applicants for veterinary school have a high acceptance rate.
- Almost 77 percent of UT Martin full-time faculty hold terminal degrees in their respective areas of expertise. Many are recognized by professional organizations and others as some of the top educators, not only in Tennessee, but also in the nation.
- UT Martin finance students are among the top long-term performers in the Tennessee Valley Authority's annual Investment Challenge Program since its inception. Over the past three years, the UT Martin program has outperformed the returns of the Investment Challenge Program and the S&P 500 Index.
- The Department of History and Philosophy has expanded and internationalized its curriculum by adding courses on Latin America, Mexico, Africa, the Middle East and Asia.
- UT Martin operates study-abroad programs with partner universities in Canada (the University of Quebec at Chicoutimi, the University of New Brunswick at Saint John, Olds College), France (the University of Orleans), Germany (the Technical University of Braunschweig), Japan (Hirosaki University, Hiroshima Jogaquin University), and Spain (the University of Castilla LaMancha).
- UT Martin faculty and staff take students on approximately 15 travel-study trips each year to destinations throughout the U.S. and the world.




Engineering students display original inventions, including this laser-based piano.





The nursing labs offer opportunities for students in the highly acclaimed nursing program to practice their skills.



UT Martin's Biofuels Research and Education Laboratory includes production units for biodiesel and ethanol.

LIVING AT UT MARTIN & RESIDENCE LIFE

Whether living in campus residence halls or University Village apartment-style housing, the university's residential experience is one of close-knit communities, access to technology, accessibility to class, campus events and dining facilities.

When you choose to live on the UT Martin campus, you're choosing more than just living quarters. You're selecting a location that will help you benefit from college experiences, and you'll increase your chances of graduating.

UT Martin provides a staff of resident directors and advisers whose purpose

is to attend to the needs of student residents. Campus health services, a fitness center, food services, the bookstore, swimming pool, libraries, computer labs, gymnasiums and recreational facilities are within walking distance.

Hall associations plan and organize intramurals, social activities, lectures, discussions, and hall and campus competitions.

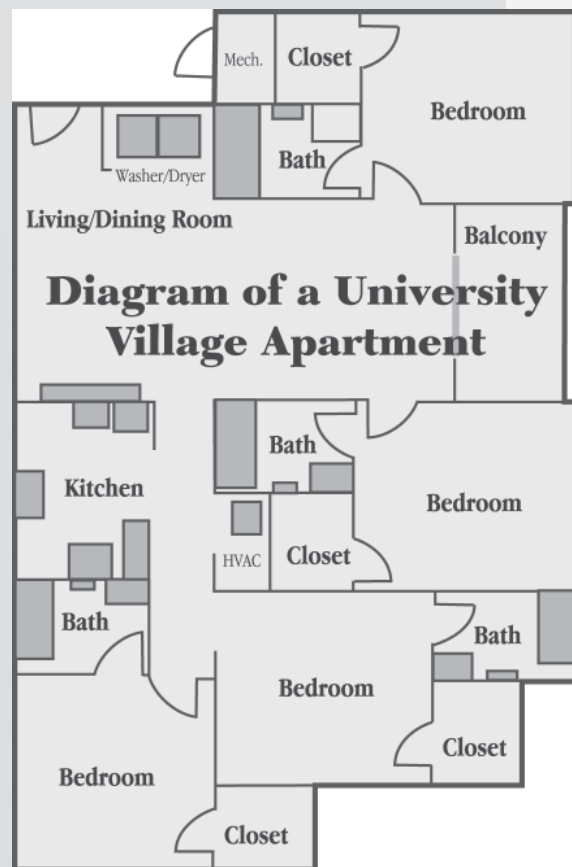
University Village (A-E) offers two-, three- and four-bedroom apartment-style living for almost 400 students. Each fully-furnished apartment offers private bedrooms, private baths, full kitchens, washers and dryers and wireless Internet in each apartment.

University Village, Phase II (F-H) offers one-, two-, three- and four-bedroom apartment-style living. All three four-story buildings are elevator-equipped. Each apartment is fully furnished and features private bedrooms, kitchenette with refrigerator and two-burner cook top, a stack-unit washer/dryer and wireless Internet.

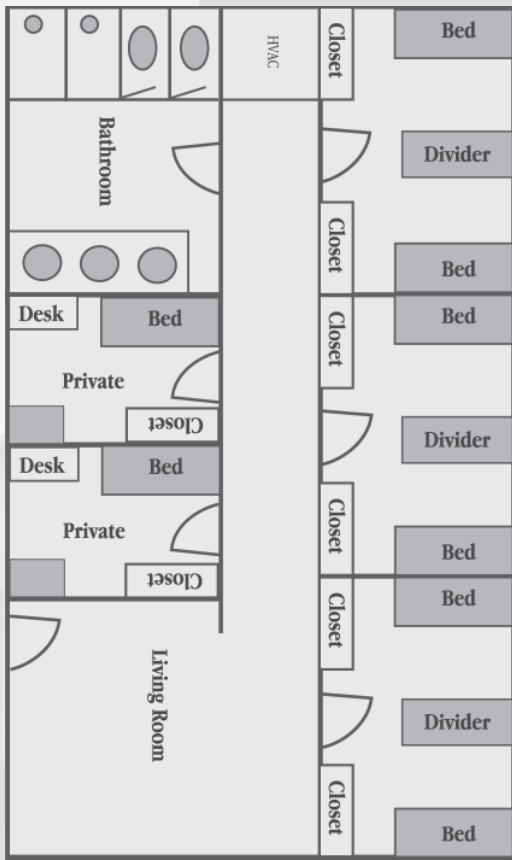
The dining hall and the food court offer a variety of dining options.



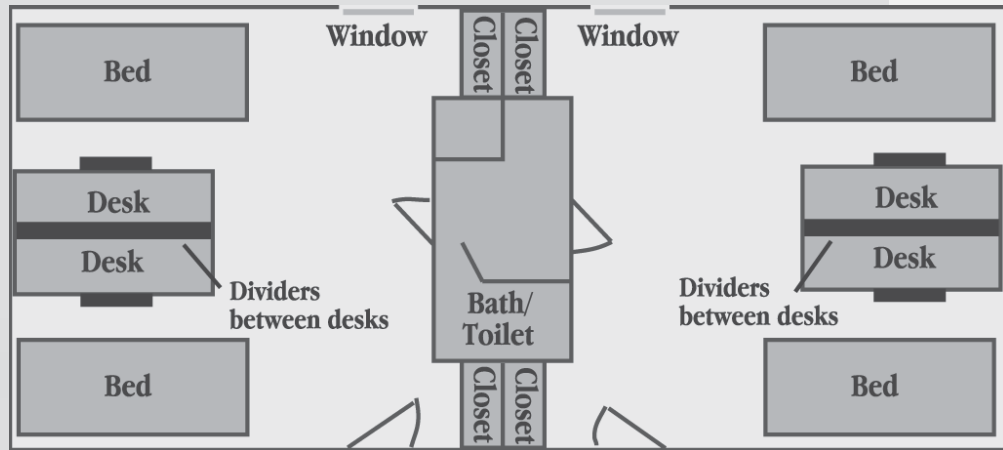
University Village Phase I Layout.



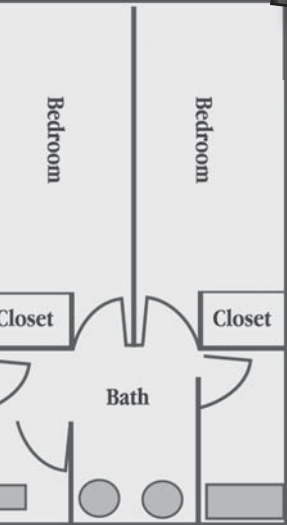
University Village Phase II layout.



Cooper Hall layout.



Browning and Ellington Halls have identical room layouts.



University Village apartments have full kitchens and furnished living rooms.

THERE'S LOTS TO DO AT UT MARTIN STUDENT ORGANIZATIONS

UT Martin offers you plenty of ways to get involved. More than 100 organizations provide opportunities to connect on campus and in the community.

- **Academic and Professional Organizations:** These special organizations bring together students and faculty members representing many academic majors. Special programs and activities are available through each group.
- **Honor Organizations:** Students who excel in an academic major can participate in related honor organizations. These groups offer special activities for top students from across campus.
- **Social Organizations:** Have fun, make friends and get involved in campus life through award-winning fraternities, sororities and religiously affiliated groups.
- **Special Interest Organizations:** Get involved with others who share your personal interests. These organizations offer great ways to get engaged on campus and in the community.
- **Sports, Events and Trips:** From intramurals to concerts to hiking trips, you'll find something of interest through many campus-recreation opportunities and student activities.
- **Student-Governing Bodies:** You can make a difference on campus by being involved in student-governing organizations, including the Student Government Association and the Student Activities Council.
- **Cultural Opportunities:** You'll find many opportunities for involvement in music, fine arts and theatre through active cultural groups.
- **Service Organizations:** Service organizations combine having fun and supporting worthwhile causes. Several major university events sponsored by these groups raise funds for charity.



The annual All-Sing competition is a long-standing tradition at UT Martin.



UT Martin students participate in many service activities, from the campus Habitat for Humanity chapter and an active recycling organization to holiday stocking stuffing activities for local youth. However you want to make a difference, UT Martin can give you a way.

SOCIAL ORGANIZATIONS

Fraternities

Alpha Gamma Rho
Alpha Tau Omega
Kappa Alpha Order
Kappa Alpha Psi
Phi Beta Sigma
Phi Sigma Kappa
Pi Kappa Alpha
Sigma Alpha Epsilon
Sigma Phi Epsilon
Sigma Chi
Omega Psi Phi

Sororities

Alpha Delta Pi
Alpha Kappa Alpha
Alpha Omicron Pi
Chi Omega
Delta Sigma Theta
Gamma Kappa Pi
Zeta Tau Alpha
Zeta Phi Beta



Bid Day, when Greek organizations accept new members, is a time of excitement and celebration.

SPECIAL INTEREST ORGANIZATIONS

ALLIES

Black Student Association
Browning Hall Council
College Democrats
College Republicans
Collegiate Bass Anglers
Collegiate Dance Association
Cooper Hall Council
Ellington Hall Council
Free Thinkers Club
Intercollegiate Studies Group
Japanese Animation Research Society
Japanese Language Club
Korean Student Association
Martin Japanese Karate Dojo
Native American Student Association
Non-Traditional Student Association
Peers Advocating Respectful Relationships (PARR)
Skyhawk Rugby Club
Tennessee Governor's School for Agricultural Sciences
Alumni Association
UT Martin Clay Target Club
UT Martin Soccer Club
UT Martin Undeclared Club
Vegetarian Society: Children of the Soy



The LipSync events are some of the most successful philanthropic fund-raising activities at UT Martin.

The UT Martin S.H.A.P.E. Club sponsors an annual 5K run. This year it happened on Earth Day.





THERE'S LOTS TO DO AT UT MARTIN STUDENT ORGANIZATIONS

ACADEMIC ORGANIZATIONS

Agronomy Club
American Association of University Women
Block and Bridle Club
Broadcasting Guild
Collegiate 4-H
Collegiate Future Farmers of America
Criminal Justice Society
English Society
Fashion Merchandising Association
Financial Management Association
French Society
GEO Club
German Club
History Club
Institute of Management Accounting
Interior Design Group
Law Society
Mathematical Society
National Agricultural Marketing Association (NAMA)
National Association of Black Journalists
Philosophy Forum
Political Science Club
Pre-Vet Medicine Club
Psychology Club
Public Relations Student Society of America (PRSSA)
S.H.A.P.E. Club
Sigma Alpha-Agricultural Sorority
Sociology/Anthropology Club
Spanish Club
Student Affiliates of the American Chemical Society
Student Dietetic Association
Student Nurses Association
Student Social Work Association
Student Tennessee Education Association
Turf Club
UT Martin Athletic Training Society
UT Martin Percussion Society
Visual Arts Society
Visual Communications Society
Wildlife Society
Writers' Guild

HONOR ORGANIZATIONS

Alpha Delta Mu-National Social Work Honor Society
Alpha Kappa Psi-Business Fraternity
Alpha Phi Sigma-Criminal Justice Honor Society
Alpha Psi Omega-Theater Honor Society
Beta Gamma Sigma-Business Honor Student Organization
Gamma Beta Phi-Honor and Service Organization
Kappa Delta Pi-Education Honor Society
Mu Epsilon Delta-Pre-Med Honor Society
Phi Chi Theta-Business and Economics Honor Society
Phi Kappa Phi-National Honor Society
Phi Mu Alpha Sinfonia-Music Fraternity
Phi Upsilon Omicron-Family/Consumer Sciences Honor Society
Pi Sigma Alpha-Business Fraternity
Pi Sigma Epsilon-Marketing and Management Fraternity
Psi Chi-Psychology Honor Club
Sigma Gamma Epsilon-Earth Science Honor Society
Sigma Tau Delta-English Fraternity
Sigma Theta Tau-International Honor Society of Nursing
Tri Beta-Honorary Biological Society





The Step Show is an eagerly anticipated part of Greek Week festivities.

INTRAMURAL SPORTS


Flag Football	Volleyball
Basketball	Ultimate Frisbee
Softball	Inner-Tube Water Polo
Soccer	Golf
Indoor Soccer	Tennis

EVENTS

Comedians	Concerts
Holiday Events	SAC Coffee House
Movies	Novelty Fairs
Trips	Speakers

STUDENT GOVERNING ORGANIZATIONS

Student Activities Council
 Student Government Association
 Interfraternity Alumni Advisory Council
 Interfraternity Council
 National Pan-Hellenic Council
 Panhellenic Council
 Undergraduate Alumni Council



CULTURAL OPPORTUNITIES

Art Exhibitions
 Chamber Music Ensemble
 Dance Ensemble
 Faculty Recital Series
 Jazz Band
 Lecture Series
 Museum Exhibitions
 New Pacer Singers
 Opera Theatre
 Pep Band
 Percussion Ensemble
 Piano Ensemble
 Private Music Instruction
 Skyhawk Marching Band
 Symphonic Band
 University Singers
 Vanguard Theatre
 Wind Ensemble

PROFESSIONAL ORGANIZATIONS

American Society of Civil Engineers
 Association for Computing Machinery
 Institute of Electronic and Electric Engineers
 Sigma Alpha Iota
 Society of Automotive Engineers
 Society of Manufacturing Engineers
 Society of Professional Journalists
 Tennessee Institute for Pre-Professionals

SERVICE ORGANIZATIONS

Alpha Phi Omega
 Circle K International
 Habitat for Humanity
 LeBonheur Dance Marathon
 Rotoract
 UT Martin Student Ambassadors

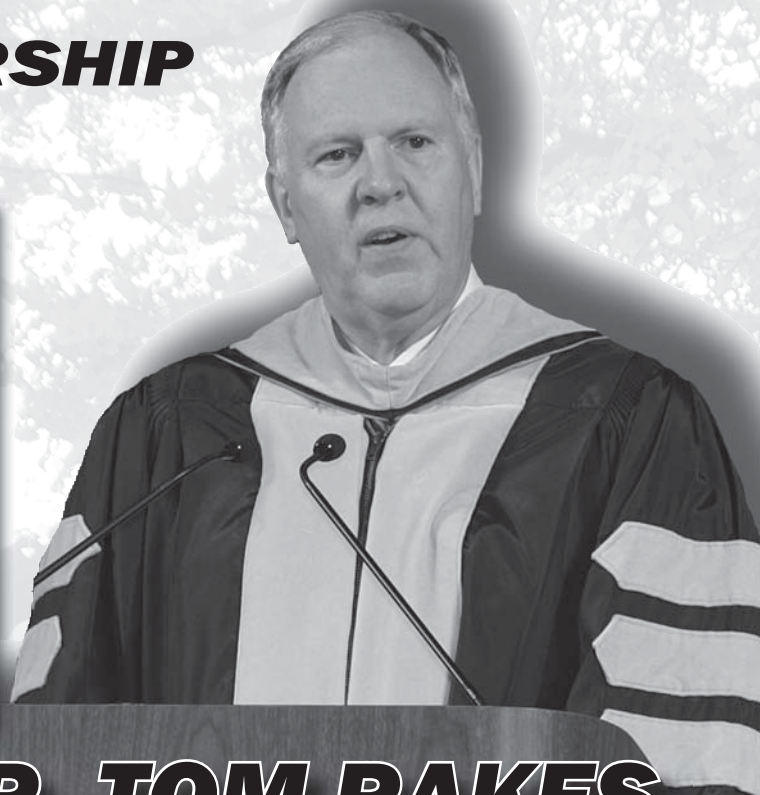
RELIGIOUS ORGANIZATIONS

Alpha Omega
 Baptist Collegiate Ministry
 Campus Crusade for Christ
 Chi Alpha Christian Fellowship (A Way of Life) AWOL
 Church of Christ Student Association
 Fellowship of Christian Athletes
 Holy Young People Empowered (H.Y.P.E.)
 Interfaith Student Center
 Nurses Christian Fellowship
 Pentecostal Apostolic Leaders of Zion (PALZ)
 Reformed University Fellowship (RUF)

UNIVERSITY LEADERSHIP

UT MARTIN CAMPUS LEADERSHIP

Executive Officer	C. Porter Claxton	1927-1934
Executive Officer	Paul Meek	1934-1967
Chancellor	Archie R. Dykes	1967-1971
Acting Chancellor	A. Norman Campbell	1971
Chancellor	Larry T. McGehee	1971-1979
Acting Chancellor	John W. Prados	1979
Chancellor	Charles E. Smith	1979-1985
Acting Chancellor	D. Nick Dunagan	1985-1986
Chancellor	Margaret N. Perry	1986-1998
Acting Chancellor	D. Nick Dunagan	1998
Chancellor	Philip W. Conn	1998-2000
Acting Chancellor	D. Nick Dunagan	2000-2001
Chancellor	D. Nick Dunagan	2001-2007
Chancellor	Thomas A. Rakes	2007-Present



CHANCELLOR DR. TOM RAKES

Dr. Tom Rakes became the ninth UT Martin Chancellor May 7, 2007, when University of Tennessee President Dr. John Petersen made the announcement. He began his new role July 1, 2007.

Dr. Rakes joined UT Martin in 2002 as Vice Chancellor for Academic Affairs and Professor of Educational Studies. He was named Provost in 2005.

Dr. Rakes has identified eight specific areas of focus in the last several years. Increasing academic rigor and completion rates, reviewing levels of student and academic program services, refining the enrollment management plan, enhancing security measures and continuing to assess resource allocations are among his priorities. UT Martin's role as a catalyst and resource in West Tennessee's economic development is also an area of emphasis.

This fall, UT Martin anticipates welcoming the most academically qualified class of new students in our history. Student services have been enhanced with the completion of eight new apartment-style residence halls during the past three years and should be further energized with the opening of the Student Recreation Center scheduled for January 2010. Several academic facilities have also recently benefited from construction activities which include an expansion of Brehm Hall, renovation of the Business Administration Building, the construction of the new Parsons Center, expansion of the Selmer/McNairy County Center, and the recently approved expansion project for construction of Phase One of the Fine Arts Building.

Reflecting on the 2008-09 academic year, our list of accomplishments is impressive ranging from a record student enrollment, the second highest six-year graduation rate for public universities in Tennessee, our most successful donor support, topping \$11 million, and state or regional recognitions for student groups in agriculture, business, chemistry, social work, education, journalism and broadcasting. We are honored to have received successful program reviews in Geosciences, French, Spanish and University Studies. UT Martin ranks as the largest single university provider of dual-enrollment programming to offer college-level course opportunities to students in more than 30 different high schools as well as a growing number of home-school students. We can also take pride in our athletic teams competing in NCAA and NIT post-season action in softball and men's basketball, respectively. Our storied rodeo program fielded a team completing this season ranked ninth in the nation.





Over nine years ago, Phil Dane requested the opportunity to assume the role of director of athletics when the previous director retired. After serving as Vice Chancellor for Business and Finance for 13 years he was looking for a new challenge and athletics had always been his secret passion.

ATHLETIC DIRECTOR PHIL DANE

Phil Dane begins his tenth year as the director of athletics after serving as vice chancellor for business and finance at UT Martin for 13 years. He has overseen facility improvements, budget increases, and staffing changes which have resulted in Ohio Valley Conference championships in football, men's basketball, volleyball, softball, and women's tennis.

Dane was successful in proposing a referendum to the Student Government Association in 2007 that generates over \$600,000 annually. This funding has provided additional staff increases and budget increases for various administrative and sports programs as well as major facility improvements for baseball and softball. New grandstands were installed at both fields in 2008. New lighting was installed on both fields in 2009. Construction will begin on a \$1,000,000 baseball/softball building in November, 2009 with the debt service being paid from referendum funds. Over 63 percent of the student body voted in favor of the referendum in April 2007.

Dane oversaw the building and completion of the Bob Carroll Football Building, a \$2.5 million project. Funding for the project came from private gifts. The 17,000-square-foot facility has office space for all football personnel, meeting rooms, a locker room, a training room and a magnificent multi-purpose room overlooking H.K. Grantham Field. With the momentum from of an OVC championship season in 2006, then Chancellor Nick Dunagan, provided institutional matching funds when Skyhawk fans donated \$250,000 toward a new synthetic surface for Hardy M. Graham Stadium. That challenge was met and new FieldTurf surface was installed before the 2008 season.

In 2006 a majoring seating renovation was completed in the Kathleen and Tom Elam Center. More than 1,200 chair back seats were installed on the east side of the arena replacing a combination of bleachers and chair back seats. Bleachers and a press box facility at the Skyhawk Soccer Field were also completed in the fall of 2006.

Dane has guided the university through its most recent NCAA Division I Certification. In addition he is a peer reviewer in the NCAA Division I Certification Program. He has performed peer reviews at the University of Delaware, Western Kentucky University, Robert Morris University and Texas State University. Dane will serve as the chairman of the OVC Athletic Directors Council in 2010-2011. He also serves as the administrative liaison for the Ohio Valley Conference men's golf coaches.

Before he was named athletics director in 2000, Dane served as vice chancellor for business and finance from 1987-2000. In 1999, he chaired a commission to study the role and funding of intercollegiate athletics at UT Martin. The study commission developed a plan that allowed scholarship football to continue, and since 2000 Dane has worked with the university's administration

to restore funding for football scholarships to the same level as other OVC institutions.

He has held various positions at UT Martin since 1979. He is an Air Force veteran and a three-year baseball letter winner at Tennessee Tech University. He earned his bachelor's degree in 1978 and worked for Price Waterhouse and Company before beginning his association with UT Martin. He earned his MBA from UT Martin in 1984.

Dane is active in community and church organizations. He has served as commissioner of the Martin Girls Softball League and president of the Breakfast Optimist Club. He is currently a member of the Martin Rotary Club and is a deacon at the First Baptist Church of Martin.

Dane and his wife, Debbie, a third-grade teacher at Martin Elementary School, are the parents of three daughters: Shelly obtained her undergraduate and graduate degrees from UT Martin and teaches third grade at Dexter Elementary School in Cordova, Tenn.; Katie, teaches fifth grade at Martin Elementary School; and Abbey, also a UT Martin graduate, is marketing specialist with the Memphis Zoo.



Dane with his wife Debbie and their three daughters Abbey, Katie and Shelly


SUCCESS AFTER UT MARTIN



"My experience at UT Martin was incredible! The relationships I built with the faculty and staff remain strong today. They made a huge impact on my life, as did my sorority sisters, who to this day are some of my closest friends. I cherish the time I spent at UT Martin."

—Pat Head Summitt
Tennessee Lady Vols Head Coach

- Dr. Margaret Perry ('61) is chancellor emeritus of the University of Tennessee at Martin and was the first female head of a Tennessee four-year college or university.
- Dr. Shirley Raines ('67) is president of the University of Memphis.
- Dr. Nick Dunagan ('68) is chancellor emeritus of The University of Tennessee at Martin.
- Houston Gordon ('68) is a former UT Board of Trustees member and an attorney in Covington, Tenn.
- Dr. C. Pat Taylor ('68) is president of Southwest Baptist University in Missouri.
- Leonard Hamilton ('71) is head coach of the Florida State University men's basketball team.
- Pat Summitt ('74) is head coach of the eight-time national champion Lady Vols basketball team.
- Dr. Christy Shaffer ('81) is president and CEO of Inspire Pharmaceuticals, Inc., in Durham, N.C.
- Stan Bell ('85) is a well-known radio personality in Memphis.
- Jerry Reese ('87, '88) is senior vice president and general manager of the NFL's New York Giants.
- Van Jones ('90) is an attorney, an internationally recognized human rights and environmental activist and is a special adviser on green jobs to the Obama administration.




"UT Martin provided me with the education and experience that allowed me to follow the exact career path that I desired. The education that I received was of the highest quality, and the whole process was a pure joy for me."

—Charlie Neese
Meteorologist News Channel 5
in Nashville, Tenn.

"Outside my mom and dad, Jerald Ogg (communications faculty member) was probably the biggest influence on me. He told me to make choices that give you more choices. I learned how to learn here. There was no place I couldn't get to from UT Martin."

— Van Jones
Former Special Adviser on green jobs to the
Obama administration



- Charlie Neese ('92) is a meteorologist at News Channel 5 in Nashville.
- Bill Rhodes ('87) is the president and CEO of AutoZone.
- Tasha Blakney ('96) is attorney and partner at Eldridge and Blakney, P.C., in Knoxville, Tenn.
- Trent Latta ('98) is principal and COO at Structural Affiliates International, Inc., in Nashville, Tenn.
- Dr. Amanda Raley Lowery ('02) is the first UT Martin engineering student to earn a doctoral degree and is a research associate in the Vanderbilt University Department of Biomedical Engineering.

You spend hours in the cage.

You practice everyday.

You train year 'round.

And when the game is on the line,

you have a **split-second**



to make all that time worth it.

We own that split second.

EASTON

Proud Official Sponsor

EASTONSOFTBALL.COM

 facebook.com/eastonbaseball  twitter.com/easton_baseball





UT MARTIN

BASEBALL-SOFTBALL

BUILDING



Opening Soon

2011

SKYHAWKS



2011 SOFTBALL SCHEDULE

DATE	OPPONENT	TIME
Fri, Feb 11	1-Nicholls State	5:30 PM
Sat, Feb 12	1-Jackson State	10:00 AM
Sat, Feb 12	1-@Southeastern Louisiana	3:00 PM
Sat, Feb 12	1-UMKC	5:30 PM
Sun, Feb 13	1-St. Louis	10:00 AM
Fri, Feb 18	2-Southeastern Louisiana	10:00 AM
Fri, Feb 18	2-Evansville	12:15 PM
Sat, Feb 19	2-Ohio State	6:00 PM
Sat, Feb 19	2-Chattanooga	7:15 PM
Sun, Feb 20	2-@South Alabama	1:30 PM
Fri, Feb 25	3-Northern Iowa	1:00 PM
Fri, Feb 25	3-Toledo	3:30 PM
Sat, Feb 26	3-East Tennessee State	11:00 AM
Sat, Feb 26	3-IUPUI	1:30 PM
Sun, Feb 27	3-@Chattanooga	10:00 AM
Fri, Mar 4	4-Colgate	12:15 PM
Fri, Mar 4	4-@Florida Gulf Coast	7:00 PM
Sat, Mar 5	4-St. Francis	11:15 AM
Sat, Mar 5	4-Dartmouth	6:00 PM
Sun, Mar 6	4-St. John's	9:00 AM
Sat, Mar 12	Murray State (2)*	1:00 PM
Sun, Mar 13	Murray State*	1:00 PM
Wed, Mar 16	@Evansville (2)	2:00 PM
Sat, Mar 19	@Tennessee State (2)*	4:00 PM
Sun, Mar 20	@Tennessee State*	1:00 PM
Tue, Mar 22	Austin Peay (2)*	3:00 PM
Sat, Mar 26	@Eastern Kentucky (2)*	12:00 PM
Sun, Mar 27	@Eastern Kentucky*	12:00 PM
Wed, Mar 30	@Southeast Missouri (2)*	4:00 PM
Sat, Apr 2	@Georgia	1:00 PM
Sun, Apr 3	@Georgia	1:00 PM

DATE	OPPONENT	TIME
Thu, Apr 7	Southeast Missouri*	4:00 PM
Sat, Apr 9	Morehead State (2)*	12:00 PM
Sun, Apr 10	Morehead State*	12:00 PM
Tue, Apr 12	@Austin Peay*	5:00 PM
Thu, Apr 14	Southern Illinois	4:00 PM
Sat, Apr 16	@Eastern Illinois (2)*	1:00 PM
Sun, Apr 17	@Eastern Illinois*	12:00 PM
Tue, Apr 19	@Belmont (2)	4:00 PM
Fri, Apr 22	Jacksonville State (2)*	1:00 PM
Sat, Apr 23	Jacksonville State*	1:00 PM
Wed, Apr 27	Memphis (2)	4:00 PM
Sat, Apr 30	@SIU Edwardsville (2)*	1:00 PM
Sun, May 1	@SIU Edwardsville*	1:00 PM
Tue, May 3	Middle Tennessee State (2)	3:00 PM
Sat, May 7	Tennessee Tech (2)*	1:00 PM
Sun, May 8	Tennessee Tech*	1:00 PM
Thu, May 12	OVC Tournament	
Fri, May 13	OVC Tournament	
Sat, May 14	OVC Tournament	
Thu, May 19	NCAA Regional Tournament	
Fri, May 20	NCAA Regional Tournament	
Sat, May 21	NCAA Regional Tournament	

All Times Central

*Ohio Valley Conference Games

1-Southeastern Louisiana Tournament - Hammond, La.

2-South Alabama Classic - Mobile, Ala.

3-Frost Classic - Chattanooga, Tenn.

4-Florida Gulf Coast Tournament - Fort Myers, Fla.